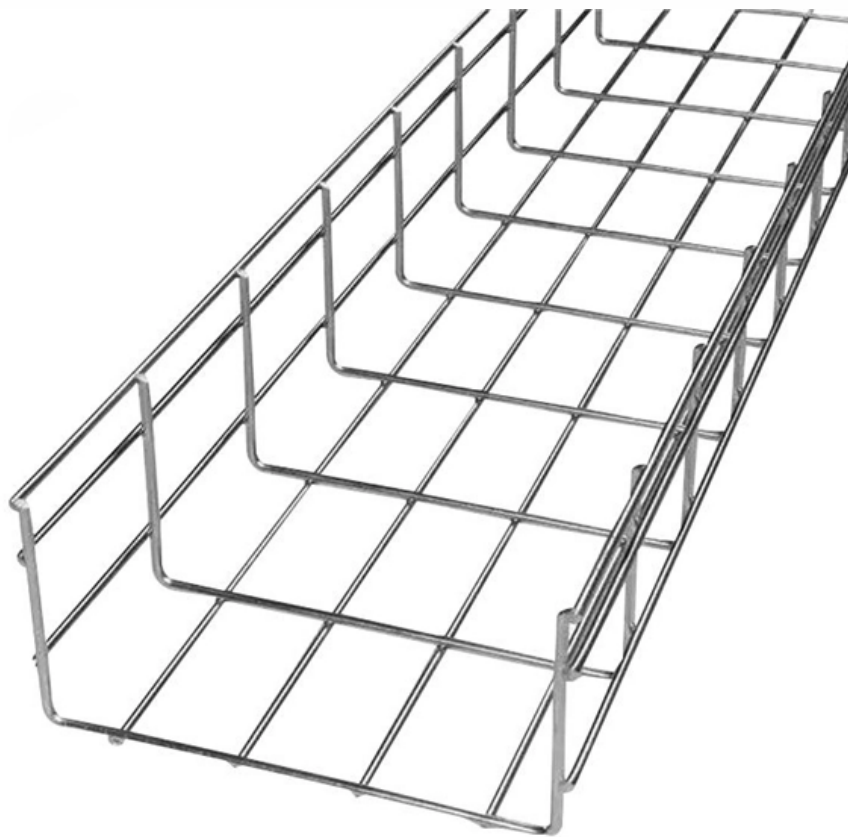




**Adam Tas Corridor Energy**

# **10kV busbar A-phase voltage 0**





## 10kV busbar A-phase voltage 0

---



### Types 8DA10 and 8DB10 up to 40.5 kV

Single busbar type 8DAB 24 SBB and double busbar type 8DAB 24 DBB Medium-voltage switchgear 8DA/B is indoor, factory-assembled, type-tested, single-pole metal-enclosed, gas-insulated

### Catalog Extract LV 10 - 10/2022

Our busbar systems for electrical installations offer a particularly easy way of fitting distribution systems with electrotechnical components. The modular design saves space, while quick assembly contacts



### Catalog Extract LV 10 - 04/2023

Take advantage of the benefits of digitalization at every step of the project with the SIVACON 8PS busbar trunking systems - from planning to installation on up to operation.

## DC Copper Busbar Ampacities

DC Copper Busbar Ampacities The following tables have been provided by the Alliance for Telecommunications Industry Solutions (ATIS), T1



Committee, and represent ampacities for busbar

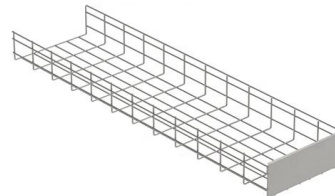


### Bus Bar Calculator

Calculate current capacity, voltage drop, and temperature rise for electrical bus bars. This calculator helps electrical engineers, panel builders, and power system designers to properly size and evaluate

### IEC Standard For Busbar Clearance : Electrical

Flashover between phases or between phase and earth  
Equipment failure due to insulation breakdown  
Fire hazards from arc faults  
Safety risks to




### IEC 61439 Busbar Standard: A Guide to Low-Voltage

This standard covers busbars used for low-voltage assemblies, power distribution, photovoltaic power systems, and electrical energy control. The IEC



## Appendix D: Bus Bar System

A manufacturer of electrical automation panels is not required to use a certified busbar system or to subject it to short-circuit tests, provided that it



## Technical Application Papers No.11 Guidelines to the construction

The Standard still accepts that some phases of the fitting of assemblies are carried out not at the manufacturer's laboratory or workshop (on site or machine board), provided that the instructions of

## Types 8DA10 and 8DB10 up to 40.5 kV

All high-voltage parts including the cable terminations, busbars and voltage transformers are metal-enclosed. Capacitive voltage detecting system to verify safe isolation from supply. Operation is only



## Download Your Ultimate 10KV Busbar Duct Drawing

This drawing provides all the critical dimensions and structural details of the enclosure that houses and protects the copper or aluminum busbars.



## Busbar Design for LV Panels: What Most Engineers Get Wrong

For a comprehensive understanding of busbar design and applications, we highly recommend reviewing this article on what is a busbar. Compared with cables, busbars usually offer



## Single busbar systems up to 5000 A

The two physical busbar systems are combined electrically into a single busbar system. The current carrying capacity of the busbar in this application is up to 5000 A under standard conditions.

## Electrical: Busbar

Quick Busbar Selector - Knowing the ampacity, designers and estimators can get the approximate bus bar size. Ampacity of the bus bar selected must then be verified by checking Table 1.







## BUSBAR PROTECTION

Under normal operation, or during a phase-to-phase fault condition, without ground connection, the neutral voltage (sum of the phase to ground voltages) is almost zero.



## Copper for Busbars

For busbar systems, the maximum working current is determined primarily by the maximum tolerable working temperature, which is, in turn, determined by considerations such as safety, the retention of



## Single busbar systems up to 5000 A

The permissible rated busbar current of the proven switchgear type ZX2 is increased by parallel connection of the two busbar systems. The two physical busbar systems are combined electrically into a

## 2CDC446001D0201

Supply single-phase Devices are still perfectly safe from touch by the back of the hand or the finger according to DIN EN 50274 (DIN VDE 0660 Part 514) if comb busbars are installed.



### **Busbar Size Calculator (IEC & NEC Compliant)**

Calculate the correct busbar size using current (A) or power (kW). Features standard sizing, plus full IEC 61439 & NEC compliant verification for copper and aluminum busbars.



### **Busbar Design and Sizing Calculations , PDF , Electric**

This document provides specifications for an electrical busbar including its size, number of phases, fault level, and temperature limit. It then lists inputs for



### **IEC COPPER EDITION**


INTRODUCTION PMAX H is a patented range of busbar trunking that is utilised within building and industrial applications to deliver power to electrical loads. It is an alternative to traditional cabling and





## LV Metal Enclosed Switchgear

Line-In Connections: Terminal Lugs, Accepts 750MCM-1/0 Line-In Orientation: Bottom Feed  
Nominal Voltage: 480V AC, 3 Phase, 4 Wire  
Maximum Voltage: 0.6KV AC, 3 Phase Withstand Voltage: 10KV



## Bus Spacings in Metal-Enclosed Switchgear

The distances are measured from metal to metal, and vary with voltage and also with whether or not the conductors are insulated. Phase-to-phase and phase-to-ground dimensions are the same because

## Technical Application Papers No.11 Guidelines to the construction

Rated operational voltage ( $U_e$ ) with the rated current of this circuit determines its application. For three-phase circuits such voltage corresponds to the voltage between In an assembly there are usually a



## (PDF) A Novel 10kv Switchgear Bus Arc Protection Based

This paper proposes a new type of 10kV switchgear arc protection on the basis of voltage lockout.



## Contact Us

---

For datasheets, pricing, or custom telecom energy solutions, please visit:  
<https://koskolong.co.za>