





## Overview

---

Perform a dielectric strength test to check the insulation properties of the busbars under high voltage conditions. A busbar protection must be capable of clearing all phase-to-earth faults, and in the case where they can occur, phase-to-phase faults. The high magnitude fault currents require high-speed operation of the busbar protection to limit equipment damage. Tripping incorrectly for an external fault may cause large outages, and jeopardize power system.



## 10kV busbar unloaded open voltage is too high

---



### Temporary Overvoltages in Power Systems

Simulation of resonance over-voltage during energization of high voltage power network, Electric Power Systems Research 76, 650-654. [This paper describes the resonance overvoltages encountered

### Standard cubicle configurations for a medium voltage

MV metal-enclosed switchgear This technical article will shed some light on the standard design of medium voltage metal-enclosed switchgear



### Air-Insulated Switchgear NXAIR 17.5 kV / 40 kA / 4000 A Busbar Current

When the switchgear is operated within the technical parameters defined in these instructions, the air-insulated switchgear type NXAIR is suitable for rated voltages up to  $U_r \leq 17.5$  kV and a maximum

### Six system requirements of HV and EHV circuit breakers , EEP

The voltage will, of course, ultimately approach the open-circuit voltage, but will do so in the




form of high-frequency voltage oscillation governed by the circuit parameters 'L' and 'C'. This



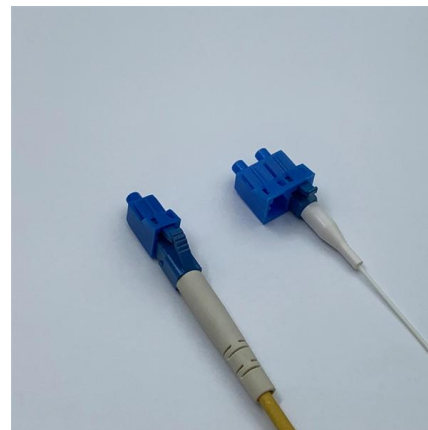
### Flexible Busbar Solution for High Current Density Applications

Abstract-- As power demand usage at datacenters and other facilities like nuclear power plants, battery energy storage systems, telecommunications and industrial facilities increases exponentially, the use



### Study of Transformer Resonant Overvoltages Caused by Cable

Power transformers can fail from dielectric stresses caused by electromagnetic transients. In this paper, we focus on a special phenomenon where excessive overvoltages arise due



### Electrical Busbars

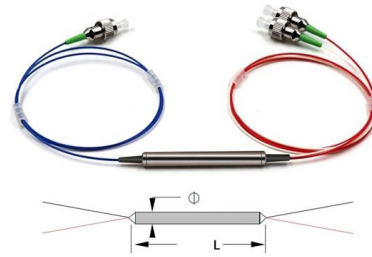
Electrical busbars conduct high current within power systems. Learn about types, maintenance, failures, and how to extend their lifespan.





## GIS 8DADB CAT

Safe-to-touch and hermetically sealed primary enclosure All high-voltage parts including the cable terminations, busbars and voltage transformers are metal-enclosed Capacitive voltage detecting



## Learn HV substation elements (graphic symbols, basics)

Substation elements High voltage substations are pretty complex to understand since they have a way too many elements and each element is

## Switching 11kV VCB Tamco

Procedure switching & how handle high voltage switchgear



## High Voltage Busbar Protection

HIGH VOLTAGE BUSBAR PROTECTION The protection arrangement for an electrical system should cover the whole system against all possible faults. Line protection concepts, such as overcurrent and



## DC Bus Overvoltage White Paper

Numerous built-in protections and fault indications are provided with modern VFDs, including the commonly seen DC Bus Overvoltage Fault. This fault has several possible causes and this




## BUSBAR PROTECTION

The busbar protection tripping command is released by under-voltage function. The under-voltage function senses voltage collapse during short circuit on a busbar.

## Top Busbar Protection Issues That Worry Protection

Reliability, stability, and high-speed operation are essential features of a dedicated busbar protection system. If the busbar protection fails to trip when





## Busbar Faults and Protection

Ensuring effective busbar protection in high-voltage networks is essential for system stability and safety. Differential relays with precise settings,

## Bus Spacings in Metal-Enclosed Switchgear

When considering bus spacings, two dimensions are important. The first is clearance, or the distance through air between conductors of opposite polarity or between an energized conductor and ground.



## Field tests of a vacuum circuit breaker in the 110-kV high

For the switching operations involving an open-circuit line and an unloaded transformer, the vacuum circuit breaker performed both closing and

## High-Impedance Bus Differential Misoperation Due to Circuit Breaker

This paper reviews high-impedance bus differential protection principles and discusses circuit breaker design, voltage rating, and restrikes. Trapped charge on shunt capacitor banks is



## Design and installation of low voltage busbar trunking

Feeder Trunking Run Feeder trunking runs are used for the interconnection between switchboards or switchboard and transformer. Busbar



## Troubleshooting Busbar Current Issues in context of busbar current

Symptoms of Busbar Current Issues Voltage Drops: Unusual voltage drops or fluctuations in the busbar system can indicate excessive current demand or poor connections.



## Busbar Testing Procedure

Discover the essential procedures & best practices for successful busbar testing. Our comprehensive post covers preparation, equipment setup,





## Simulation and Analysis of Induced Voltage of 500 kV Bus

In this paper, the modeling and analysis of the main consideration is the electrostatic induction voltage, the electrostatic induction voltage between the two bus back main reason is the




## Bus Protection Theory

Traditional busbar protection and control schemes typically use a lockout relay to open the connected circuit breakers when a bus fault is detected. For simple busbars, this is the most effective way to

## BUSBAR PROTECTION

The report is based on responses received from European TSOs to a questionnaire on busbar protection. It presents the statistical findings of these responses and exploits the experience of TSOs



## Busbar Maintenance & Testing , Met Group

Perform a dielectric strength test to check the insulation properties of the busbars under high voltage conditions. This test helps ensure that the insulation can



## UNIT IV FEEDERS & BUSBARS PROTECTION

requirements of line protection are: In the event of a short circuit, the circuit breaker closest to the fault should open, all other circuit breakers remaining in a closed position. In case the nearest breaker to



## High Voltage Busbar Protection

With large current transformers, especially those with a low secondary current rating, the voltage may be very high, above a suitable insulation voltage. The voltage can be fixed without detriment to the

## Effective Busbar Maintenance and Repair Methods

Operating in a high-voltage environment, busbars are susceptible to various damages that can impact the system's safety and operational efficiency.





## Distinguishing High and Low Voltage Busbars

Voltage Level High Voltage Busbars: Typically refer to busbars with a rated voltage of 1kV and above, including common voltages such as 10kV, 35kV, and 110kV. They are primarily used in power

### Technical Specification for PROT-03-020 33kV

In order that the voltage at a common busbar is maintained within the required limits, an automatic voltage control system in accordance with SP Energy Networks specification PROT-03-015 shall be



## Contact Us

---

For datasheets, pricing, or custom telecom energy solutions, please visit:  
<https://koskolong.co.za>