



**Adam Tas Corridor Energy**

# **220kV line relay protection configuration**





## Overview

---

The 110 and 220 kV lines of the main grid are protected by means of two primary protection schemes (two distance relays or a distance and a differential line relay) or a primary protection relay (distance relay) and a backup protection relay (overcurrent and. The documents presented should serve as a model to various utilities in preparing similar documents for setting protection relays installed installed at 220kV, 400kV and 765kV EHV and UHV transmission systems. The numerical terminals referred as IED (Intelligent electronic device) contain apart. Fingrid's application guideline for relay protection presents the operating principles of the relay protection in Fingrid's 110, 220 and 400 kV power networks and the requirements for operation of the protection systems of Fingrid customers (hereinafter referred to as 'customer').



## 220kV line relay protection configuration

---




### Line protection calculations and setting guidelines for relays

220kV Line Protection Settings Guide This document provides settings and calculations for distance protection relays on a 220kV transmission line.

### A Design of 220 kV Line Protection Action Deduction

Based on the numerical simulation, this paper proposes an action deduction system which can comprehensively consider the protection logic function and the conditions of software and hardware.



### Protection Configuration and Circuit Optimization Schemes of 220kV

Published in: 2023 IEEE International Conference on Advanced Power System Automation and Protection (APAP) Article #: Date of Conference: 08-12 October 2023 Date Added to IEEE Xplore: 22





### A Design of 220 kV Line Protection Action Deduction

In this paper, a state transition model of relay protection device based on historical operation data was established, and a time-varying



probability algorithm based on continuous-time



## CONTROL AND RELAY PANEL

b) The control and relay board panel for 220KV system and 132KV system shall be duplex/simplex type (as per the Project LOA) for accommodating all relays and aux. relays for protection of respective

## 220 kV SCADA Sub-Station Protection Guide , PDF

Typical Control & Relay Protection Philosophy - 220kV AIS - Free download as PDF File (.pdf), Text File (.txt) or read online for free. The document outlines the



## 220kV Line Protection Settings Guide

This document provides settings and calculations for distance protection relays on a 220kV transmission line. It includes details like: 1) Line parameters such as



## Relay protection of the main grid and customer connections

The 110 and 220 kV lines of the main grid are protected by means of two primary protection schemes (two distance relays or a distance and a differential line relay) or a primary protection relay (distance



## 220 kV Control & Relay Panel Specifications

The document discusses requirements for 220kV control and relay panels for substations. It specifies five categories of "simplex" design panels required: 1) for



## A Design of 220 kV Line Protection Action Deduction

A method of establishing relay protection automatic test system based on relay protection test device is put forward. Design method, system structure, software design and scheduling flow of



## 220kV Feeder Control Relay Panel

This document provides a list of drawings for a 220kV feeder control and relay panel project for the Odisha Power Transmission Corporation. The



## Antamina 220 kV Relay Settings Report

This document provides protection relay settings for the Antamina Project 220 kV substation and transmission lines. It includes project data such as network



## Numerical Relay Based 220 kV Transmission Line Backup Distance

Abstract--This case study presents the working, testing and commissioning of the 220 kV backup distance protection schemes employed on the Pipri West Grid of Karachi Electric Limited (KEL). The

## A Design of 220 kV Line Protection Action Deduction System Based

Monitoring and action deduction system is developed based on the NARI PCS-931A. By mapping the main action logic, including distance protection, longitudinal differential protection, zero-sequence over





## MODEL SETTING CALCULATIONS FOR TYPICAL IEDs LINE

The various functions required for the line protection are divided in two IEDs namely REL670 and REC670 for the purpose of illustration. The terminal identification of this and list of various functions

## Protection Configuration and Circuit Optimization Schemes of 220kV Line

Currently, the green and low-carbon transformation of electricity is accelerating, and the cumulative installed scale of new energy is constantly expanding. In order to save investment, some 220kV new



## MODEL SETTING CALCULATIONS FOR TYPICAL IEDs LINE PROTECTION

SUBSTATIONS INTRODUCTION In addition to setting criteria guide lines prepared by Subcommittee on relay/protection under Task Force for Power System Analysis under Contingencies for 220kV, 400kV

## 220kV Substation Protection Overview , PDF , Electrical

The document is a legend for a substation diagram showing various components including transformers, transmission lines, distance protection relays, and a



### **Let me explain PT failure protection in distance relays**

Let me explain PT failure protection in distance relays through a practical story. Imagine you're a protection engineer on duty at a 220kV substation.




### **A Design of 220 kV Line Protection Action Deduction**

1 Introduction With the rapid development of the third industrial revolution centered on information technology, the intelligence of line relay protection devices is



### **220kV Line-1 Protection Drawings , PDF , Relay , Switch**


This document provides a list of drawings and equipment for 220kV LINE-1 protection panels P2A and P2B. It includes GA drawings, legends, schematics,





## Relay protection design scheme of 220 kV substation for application of

This paper introduces the design scheme of 220kV substation relay protection for application of IEC 61850, which adopts a mode to combine the normal primary equipments with IED




## POWER SYSTEM PROTECTION & CONTROL PANELS GUIDE

Medelec designs protection and control panels to cater for various applications according to customer requirements, using latest technology relays which are supplied by Schneider Electric, Siemens and

## Analysis of a Relay Protection Responding to 220kV Transmission Line

Download Citation , On May 1, 2019, Huidong GUO and others published Analysis of a Relay Protection Responding to 220kV Transmission Line , Find, read and cite all the research you need on




## Analysis of a Relay Protection Responding to 220kV Transmission Line

The paper introduces an accident of line protection action caused by disconnecting switch fault. According to the time sequence of the line relay protection act.



## **ENERGY , A Design of 220 kV Line Protection Action Deduction**

Abstract Accurate conditions monitoring and early wrong action warnings of relay protection in the Smart Substation is the basic guarantee to realize the normal operation of primary



## **Relay Protection in HV/MV Substations: Calculations,**

Introduction Relay protection is essential to ensure the stability, reliability, and safety of electrical power systems. In HV (High Voltage) and MV

## **Contact Us**

---

For datasheets, pricing, or custom telecom energy solutions, please visit:  
<https://koskolong.co.za>