




**Adam Tas Corridor Energy**

# **ABB Relay Protection Configuration Diagram**





## ABB Relay Protection Configuration Diagram

---

### 620 series Technical Manual

The data, examples and diagrams in this manual are included solely for the concept or product description and are not to be deemed as a statement of guaranteed properties.




### Protection relays

Numerical relays are based on the use of microprocessors. The first numerical relays were released in 1985. A big difference between conventional electromechanical



### 615 series Technical Manual

The data, examples and diagrams in this manual are included solely for the concept or product description and are not to be deemed as a statement of guaranteed properties.



### Motor Protection and Control REM615 Application Manual

Functional diagrams for protection The functional diagrams describe the IEDs protection



functionality in detail and according to the factory set default connections.



### **Engineering Manual 615 series ANSI**

Configuring connections between the application configuration function blocks and physical hardware inputs and outputs by using the Signal Matrix tool or the Application Configuration tool.



### **CONNECTION DIAGRAM RELAY FT1**

Binary I/O shown is from default PCM600 Application Configuration Tool (ACT). Connections shown are typical though more connections may be needed for specific application.



### **Motor protection and control REM630 IEC**

REM630 is a comprehensive motor management IED for protection, control, measuring and supervision of medium and large synchronous and asynchronous motors.



## Protection Relay Installation Manual

Disclaimer The data, examples and diagrams in this manual are included solely for the concept or product description and are not to be deemed as a statement of guaranteed properties. All persons



## Application Manual REM615 Motor Protection and Control

Inside the protection relay's standard configuration. However, the 12 analog channels available for the disturbance recorder function are freely selectable as a p



## Application Manual RET620 Transformer Protection and Control

Disclaimer The data, examples and diagrams in this manual are included solely for the concept or product description and are not to be deemed as a statement of guaranteed properties. All persons



## Application Manual REG615 Protection Generator and Interconnection

on relay designed for the different power generation applications. REG615 is available in three standard configurations denoted A, C and D. Standard configuration A is intended for the interconnection




## Engineering Manual

Configuring the GOOSE receiving data connections to the protection relay's application configuration function blocks by using the Application Configuration tool and the Signal Matrix tool.

## ABB REJ601 PRODUCT MANUAL Pdf Download

View and Download ABB REJ601 product manual online. Relion 605 series Feeder protection and control / Feeder protection. REJ601 protection device pdf manual





## REX640 Engineering Manual

The protection relay restarts automatically when writing a relay configuration where changes have been made. It is not possible to communicate with the protection relay during restart.

## Product Guide REU615 Voltage Protection and Control

1. Description The voltage protection and control relay REU615 is available in two standard configurations, denoted A and B. Configuration A is preadapted for voltage and frequency-based



## Generator and interconnection protection REG615 IEC

Compact and versatile solution for utility and industrial power distribution systems REG615 is a dedicated generator and interconnection protection relay for protection, control, measurement and

## Application Manual REU615 Voltage Protection and Control

inside the protection relay's standard configuration. However, the 12 analog channels available for the disturbance recorder function are freely selectable as a



### **REX640 Technical Manual**

REX640 Technical Manual - Arc protection - Bay control and measurement - Merging unit - Transformer protection - 2 winding - Feeder protection - Voltage regulation - Capacitor bank protection - Petersen



### **relco\_qsrEN.book**

The Relay Configuration Tool (Recap) is an IEC 1131-3 compliant programming system for Programmable Logic Controllers running under Microsoft® 1 Windows® 2. Relay Configuration Tool



### **Operation Manual 630 series RELION® PROTECTION AND**

Do not switch off the auxiliary power supply to the protection relay before changes, for example, setting parameter or local/remote control state changes are saved.





## Product Guide REG615 Protection Generator and Interconnection

1. Description REG615 is a dedicated generator and interconnection protection relay designed for the different power generation applications. REG615 is available in three standard configurations



## REX615 Technical Manual

REX615 Technical Manual - Arc protection - Bay control and measurement - Merging unit - Transformer protection - 2 winding - Feeder protection - Voltage regulation - Capacitor bank protection - Grid

## Protection Application Handbook

Protection Application Handbook Welcome to the Protection Application Handbook in the series of booklets within the LEC support programme of BA THS BU Transmission Systems and Substations.



## Technical Manual REX610 RELION® PROTECTION AND CONTROL

REX610 is a member of the renowned Relion® protection and control family of relays, building on ABB's strong heritage of freely configurable multifunctional relays and many proven protection algorithms.



## Contact Us

---

For datasheets, pricing, or custom telecom energy solutions, please visit:  
<https://koskolong.co.za>