



Adam Tas Corridor Energy

C7 headlight module replacement results in no high beam





Overview

If both look fine, inspect the bulbs closely since low and high beams use different filaments. Are your C7 Corvette headlights aiming too high or too low?

In this step-by-step tutorial, we show you exactly how to align and adjust your OEM Chevy Corvette C7 headlights to ensure maximum visibility and safety on the road. If you replaced your C7 headlight with either a new headlight, used headlight or aftermarket headlight were there any special procedures that needed to be done to make it work properly, I'm reading one of the modules needs to be initialized or programmed?

Second question, if you replaced a. The most common issue on 2014-2019 C7 headlights is lens "crazing" (micro-cracking) that cannot be polished out. For 2020-2024 C8 models, you must buy a headlight that matches your car's Front Lift System option; they are not interchangeable. When your low beams refuse to illuminate while the high beams blast on like nothing's wrong, it's confusing and unsafe. Installing LED halo rings on a Chevrolet Corvette C7 (2014-2019) is a precise, plug-and-play upgrade that takes 45-90 minutes with basic hand tools—no wiring splicing or ECU coding required when using OEM-compatible CAN-bus-ready kits like those from Oracle Lighting or VLEDS.



C7 headlight module replacement results in no high beam




Fixed! Correcting C7 Corvette Headlight Beam Aim & Alignment

In this step-by-step tutorial, we show you exactly how to align and adjust your OEM Chevy Corvette C7 headlights to ensure maximum visibility and safety on the road.

C7.5 High beam problems

J431 - Headlamp Range Control Module is located under the driver side instrument panel cover.

J844 - High Beam Assist control module is in the rearview mirror housing.



A6 matrix head light high beam assist fault

A6 full headlight beam fault 3 yr Anyone have a part number for this module. 2015 a6 avant thanks 3 replies

Low beam headlights not working: How to fix

When low beam headlights don't work the problem can be as simple as a blown fuse or as



complicated as a bad body control module.



Headlights Not Working? Check These Solutions

There are also fuses involved to protect the rest of your electrical system should there be a shortage. There are special relays involved if you choose to turn on your high beam lights. When one of these

high/low beam issues

For some reason my high beams stay on all the time. I think the switch is broken in the steering column. I understand the ideal thing to do is fix the switch but i was wondering if i would be



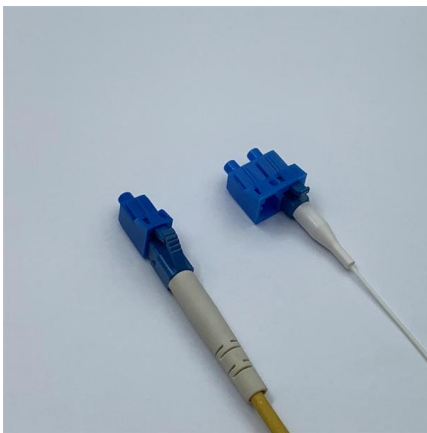
2014-2024 Corvette Headlights: C7 Lens Cracking and C8 Leveling

The most common issue on 2014-2019 C7 headlights is lens "crazing" (micro-cracking) that cannot be polished out. For 2020-2024 C8 models, you must buy a headlight that matches your



One Low Beam Headlight Not Working: Causes & Fixes

Is your car's one low beam headlight not working? This article explains the causes and how to rectify them.



Volvo C70 OEM HID Bi-Xenon Headlight Problems

2011-2014 Volvo C70 Mk2 Facelift Original HID Dual Xenon Headlamp Ballast D3S Bulb Control Unit Module Computer Wires Cable Projector Reflektor Bowls Wires

How To Fix Car Headlights Not Working On High Beam (Simple

In this video tutorial I will show you how to fix car headlights not working on high beam. When driving under a rainstorm or at night, you depend on headlights to lead the way.



LED Headlight Adjustment

Ross-tech walks through the aiming procedure which basically puts the module controlled low beam in line with the housing mounted high beam for height adjustment (together). This is



C6 Corvette: How to Replace Headlight Bulb

C6 Corvette: How to Replace Headlight Bulb No one likes the look of a sports car with a blown headlight. If the proper precautions are taken, you can




C7 A7 Headlight LED Not Working

The drivers for the LED strip are usually bare circuit boards living behind plastic covers so not visible without the headlight and cover removed. Since your only code is for the LED headlight

Fix Mercedes High Beam Headlights: Causes

Staying Compliant with Local Lighting Regulations When repairing or upgrading your Mercedes high beam headlights, always consider local laws





No high beams on my 2007 c6 bulbs?

No high beams on my 2007 c6 bulbs? Hey Guys i sold my C5 and now have a C6 that I really love ..the only bad thing is after replacing the yellowed headlight

Car's Headlights Won't Turn On But High Beams Work

Most cases where high beams work but low beams don't are solved by starting simple: check the fuse, swap the relay, and inspect the headlight



C7 A7 Headlight LED Not Working

That caused the lights to only have turn signals functional. After some days of drying out I regained full driver side function and could run both sides in high beam mode.

C7 A7 Headlight LED Not Working

Hi All, Searched the threads but didn't see this specific issue; however, it appear that this could be related to a faulty Module 3 which controls the "dipped" low beam output: Module 1 -



HEADLIGHT REPLACEMENT Questions

If you replaced your C7 headlight with either a new headlight, used headlight or aftermarket headlight were there any special procedures that needed



H7 LED Conversion: What Really Happens When You

What is an H7 Halogen Headlight Bulb? The H7 halogen headlight bulb is one of the most widely used single-beam bulbs in modern vehicles across



LED Halo Install C7: Step-by-Step Guide for Corvette (2014-2019)

This step-by-step LED halo install C7 guide covers fitment verification, headlight disassembly, ring mounting, alignment calibration, and post-install CANbus error





No high beams

I wondered what the plastic tray with broken clips was that I found in the glove compartment, turned out to be the headlight control module carrier. Module is taped up to secure by




Pre-Terminated Patch Panel

- Standard 19" width
- Max 144 fibers in 1U
- MPO/Fusion Dual-Purpose



Removable Cable Management Tray



Transparent Front Cover



High-Quality Matte Coated Steel

High beam not working

The left high beam gets +12V from TIPM connector C7/pin4 (White/Light Green wire). That is a place you can test for output before replacing the TIPM. Check the headlight bulb

9 Reasons Your High Beam Headlights Are Not Working

High beams not working? The problem with these headlights is probably the result of one of nine common causes.



A6 C7 Full Led

Status: Confirmed Audi: B121913: Left high beam headlamp bulb Open circuit Status bits: 1 Priority: 4 Frequency: 1 Unlearning index: 233 Odometer: 184663 km Date, time: 2022.01.06



How-To: Replace Front Headlamp HID Bulb

C7 Tech/Performance - How-To: Replace Front Headlamp HID Bulb - The following How-To covers the explanation of how to Replace the Left or Right



Why Is One Of My Low Beam Headlights Not Working?

Causes Of One Low Beam Headlight Not Working While the most common cause of one low beam headlight not working is a bad bulb, there are

Low Beams Not Working But High Beams Are (Easy Fixes)

Your low beams not working but high beams are fine? Find out what is really wrong and fix it yourself tonight, faster than you think.





2005-2013 Corvette Morimoto LED Headlight Install

Additionally, besides the low- and high-beam LED projector, Morimoto designed its "XB LED Headlight" unit for 2005-2013 Corvettes with

Contact Us

For datasheets, pricing, or custom telecom energy solutions, please visit:
<https://koskolong.co.za>