




Adam Tas Corridor Energy

Change the pigtail from a round tap to a square tap





Change the pigtail from a round tap to a square tap




How to Change Bathroom Taps: Everything You Need

Sometimes small jobs like changing your bathroom tap might seem intimidating but it's actually quite a simple task, you just need a little know-how. This blog will

How to Customise a Quarter-Turn Tap

Today we'll be demonstrating how to dismantle a standard kitchen or bathroom tap, how to change the open and closed positions of a tap handle, how to remove the quarter-turn ceramic



Steel Bath Round / Square Tap Hole Fixing Kit


Steel Bath Round / Square Tap Hole Fixing Kit. Fixing kit for pressed steel baths centralize taps in the tap holes and can also convert square tap holes.

How to Replace your tap valve in your kitchen or bathroom

Follow our easy Step-By-Step Guide to easily change your ceramic tap cartridge and fix and



stop your leaking or dripping tap. Changing your tap cartridge is easy and



How to Make Pigtail Electrical Wire Connections

How to Make a Pigtail Wire The National Electric Code requires a pigtail wire to be least six inches long. Electricians often cut

Pillar Tap Square Tap Hole Adapters

A pair of plastic square tap hole adapters that will take the thread of kitchen sink and basin taps to centralize the tap in square tap holes Only suitable for 1/2" BSP



How to Change a Kitchen Tap

If you're looking for some simple instructions for how to remove and install a kitchen tap, you're in the right place! Check out our handy guide for



LRF-DUCT-01-05 REVIT MEP CHANGE TYPE - Revit news

Accessing Change Type Use Tab-hover & click selection to target parts or full runs. Quickly launch the tool via contextual ribbon--no need to hunt through menus. 3. Element Type Selection Learn the



Square Holes and Round stemmed Taps , MIG Welding

They are described as "top hot washers" but in effect are little more than spacers and do not solve the problem of the tap, with a round stem, floating

How to Change a Tap made easy

The tap should then pull out. When putting on the new tap fit the pipe tails to the tap first before attaching it to the sink. Its very difficult to tighten these with the tap in



old bath new taps

After removing the old one I discovered that the bath has square (or rather diamond shaped) holes. Now the old tap used to leak a bit around the base (and obviously wasn't original)



From Round to Square in One Tap

#woodworking #tools From Round to Square in One Tap



Tap Installation Guide: From Basin to Bath

How to Replace Basin Tap Here is a step-by-step DIY basin tap installation process to follow.
Removing Old Basin Taps:

How to Change a Tap

This is a guide looks at how to change a tap no matter what type of tap or where it is, the principles of changing each type is pretty much the same. Also find





Square tap holes in bath! , DIYnot Forums

Hi everyone I'm in the process of putting a new mixer tap in our bath. I took out the old taps and the holes that were left in the bath are square. My new taps are round and when I put my

How to Change Bathroom Taps: Everything You Need

Step by step guide to changing your bathroom taps, the tools you'll need, and the different types of taps available



How to Fit Kitchen Taps

Before changing a kitchen tap, you will need to choose the right type to suit your kitchen sink. You could replace your existing kitchen sink taps with

How To Connect Hose To Square Kitchen Tap? - Easy Steps

You'll learn how to assess your tap and hose, choose the right adapters and fittings, and complete the connection with ease. So, if you're tired of struggling with your kitchen tap and want to



How to Change a Tap made easy

You simply clamp the cutter round the pipe and turn it until the pipe separates. It's really easy to use and you end up with a perfect cut with no sharp burrs as you

Square tap hole..

When I changed some of our taps the round spigotted taps were padded with some heavy duty mastic-like substance. It's pretty 'orrible stuff to remove but it seemed to do the job.



New taps in old square hole basin

So long as the new tap covers the square hole whap some putty on the tap shank and squeeze it through the hole before you put your tophats and brass washers on. If brave, add paint to



Fitting a square tap? , DIYnot Forums

Most square tap do fit in, or rather over, a round hole. Most of the different styles (round, square, etc. etc.) have identical innards, it's just the shape of the outer shell that varies. Make sure



How to Change a Tap Washer: A Step-by-Step Guide

This detailed guide will show you how to change a tap washer. You'll learn to spot the leak's source and find budget-friendly repair options that work.

Sink square tap holes

Spin the tap out like a screw, you may need to cut the spout off though. And you'll need a good set of grips or stilsons to budge it. Having said that I've had to do this a few times and on one of



How to Change a Tap Cartridge: Single or Double Lever

Learn how to change single and double lever mixer tap cartridges from a full-time plumber. All types of tap cartridges covered: full-turn and quarter



square tap

Hi bath tap starting to drip. it's a square mixer tap (looks similar to this without the shower bit) no obvious H/C screw cover as per 'usual' which might let me get access to the inner gubbins.



Using Taps to Change Thread Size Oh, the Possibilities!

Using Taps to Change Thread Size Oh, the Possibilities!: I have a 1986 VW Vanagon Syncro the coolest part of which is the locking differential. I decided

How to remove different type tap handles in order to repair the tap

The amount of different types of taps means getting the handle off can be quite a problem before you even get to renew the tap washer or disc. This video cov



Fix or Change a Leaking Bathroom Tap or Washer

Maintaining your home's plumbing can be a daunting task, but replacing or fixing a bathroom tap doesn't have to be. Whether you're dealing with



How to Replace a Tap Washer and Fix a Leaking

Learn how to replace a tap washer and fix a leaking bathroom tap with this step-by-step guide. Stop drips, save water, and keep your tap working like new!



Contact Us

For datasheets, pricing, or custom telecom energy solutions, please visit:
<https://koskolong.co.za>