



Adam Tas Corridor Energy

Crystal spectrometers utilize





Overview

In crystal spectroscopy, a spectrometer passes the object's light through a crystal with a known makeup to measure its wavelengths and analyze its characteristics. Astronomers use this data to understand the makeup of celestial bodies, especially those that cannot be studied. Crystal Spectroscopy is a specialized technique within the broader field of spectroscopy, which involves analyzing the light emitted by objects to gather crucial information about their composition and characteristics. In this paper, we propose a wide-range high-resolution crystal spectrometer based on a. The NIST Vacuum Double-Crystal Spectrometer (VDCS) has been modernized and is now capable of recording reference-free wavelength-dispersive spectra in the 2 keV to 12 keV x-ray energy range.



Crystal spectrometers utilize



Compact Integrated Photonic Crystal Spectrometers for

crystal structures with optimal performance as spectrometers. 3 By calibrating the structures fabricated based on these designs and using a set of training data

Spectrometer Technology and Applications

Used for measuring wavelengths, spectrometers are used in many applications. Types of Spectroscopy The following are some of the major types of



A seven-crystal spectrometer for high-energy resolution X-ray

In general, high-energy-resolution X-ray spectroscopy spectrometers are classified into von Hamos and Johann types, which utilize cylindrical and spherical analyzer crystals, respectively,



Spectrometer , Optical, Light & Wavelength , Britannica

spectrometer, Device for detecting and analyzing wavelengths of electromagnetic radiation,



commonly used for molecular spectroscopy; more broadly, any of various instruments in which an emission (as



Crystal Spectroscopy , Astronomy and Astrophysics , Research

In crystal spectroscopy, a spectrometer passes the object's light through a crystal with a known makeup to measure its wavelengths and analyze its characteristics. Astronomers use this data to understand



Optical spectrum analyzers and typical applications in

Liquid crystal tunable spectrometers utilize the electronically induced birefringence of liquid crystals. The SRP of such a spectrometer is directly



A Spectrometer for Studying Single Crystals Using the Method of

The method of X-ray diffraction in a geometry that is close to backscattering at angles as large as 179.5° is implemented in the spectrometer. Using a synchrotron source, it is possible to





Reconstructive Spectrometer using Photonic Crystal Cavity

Here, we propose and demonstrate a spectrometer that uses a planar one-dimensional photonic crystal cavity as a dispersive element and a



Crystal Spectroscopy

Crystal spectroscopy is defined as a technique that utilizes spectroscopic measurements on crystalline materials to obtain molecular insights, particularly emphasizing electronic and vibrational

Spectrometers: The Role of Spectrometers in Physics

Introduction: Spectrometers, essential tools in the realm of physics, play a pivotal role in unraveling the mysteries of the universe by analyzing the




CHRNS MACS

The Multi-Axis Crystal Spectrometer takes advantage of the large solid angle view of the cold source to deliver a high intensity neutron beam at sample



A Wide-Range High-Resolution X-ray Crystal

In this paper, we propose a wide-range high-resolution crystal spectrometer based on a tandem array of crystals that have the same geometric




Spectroscopy 101 - Introduction

Spectroscopy 101 - Introduction What is spectroscopy, anyway? Know what you're looking for? Jump ahead in the series! Part 2: Light and Matter Part

A Wide-Range High-Resolution X-ray Crystal

Wide-range crystal spectrometers are important tools for performing X-ray spectroscopic measurements of medium- and high-Z tracer elements in



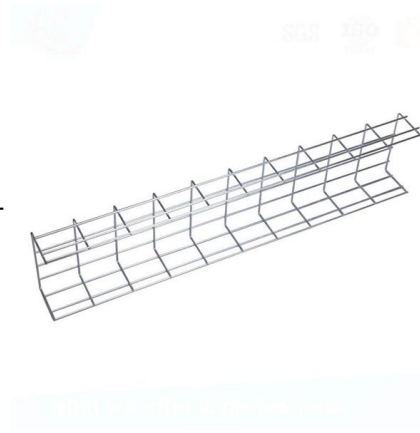


Mineral Analysis Spectrometers , Precision, Efficiency

A comprehensive guide to mineral analysis spectrometers, detailing their use in geophysics for determining mineral compositions through

Near-infrared spectroscopy: Comparison of techniques

Introduction The first commercial dispersive spectrometers emerged in the early 1940s for UV-Vis applications. This technology is based on the dispersion of light in dependence of its wavelengths.



The NIST Vacuum Double-Crystal Spectrometer: A Tool for SI

Here, we give a short summary of the operation. Double-crystal spectrometers employ an x-ray source, two crystals as diffraction elements, and an x-ray detector. In the case of the NIST

Performance of an elliptical crystal spectrometer for SGII

A new crystal spectrometer for application in X-ray opacity experiments is proposed. The conditions necessary to yield broad spectral coverage with a resolution >




Important Spectroscopic Techniques and Examples

Examining key spectroscopic techniques, with examples from fluorescent proteins to next generation materials for renewable energy and semiconductors.



Spectrometer , Precision, Analysis & Light Waves

Types of Spectrometers and Their Applications
Mass Spectrometers: Utilize the mass-to-charge ratio of ions to identify chemical compounds and




(PDF) A Wide-Range High-Resolution X-ray Crystal

Wide-range crystal spectrometers are important tools for performing X-ray spectroscopic measurements of medium- and high-Z tracer elements in



Spectrophotometry

Spectrophotometry is a tool that hinges on the quantitative analysis of molecules depending on how much light is absorbed by colored compounds. Important



Crystal Spectroscopy , Astronomy and Astrophysics , Research

Crystal Spectroscopy is a specialized technique within the broader field of spectroscopy, which involves analyzing the light emitted by objects to gather crucial information about their composition


The NIST Vacuum Double-Crystal Spectrometer: A Tool for SI

Double-crystal spectrometers employ an x-ray source, two crystals as diffraction elements, and an x-ray detector. In the case of the NIST VDCS, the source is attached to the vacuum chamber,



Crystal Spectrometers , 10 , Handbook for Highly Charged Ion Spectrosc

Thus, crystal spectrometers are still the most important tools for the high-resolution spectroscopy of hard x-rays. In this chapter, various types of crystal spectrometers are described.



Spectrometers: what they are, types, and main applications

Spectrometers are fundamental tools in both scientific research and industry. Answering the question "what are spectrometers," they are instruments



Contact Us

For datasheets, pricing, or custom telecom energy solutions, please visit:
<https://koskolong.co.za>