Adam Tas Corridor Energy

Current relay protection settings



Current relay protection settings



Overcurrent Protection Relay Settings: Best Guide

Overcurrent protection relay settings are critical for any electrical distribution system. These settings ensure that equipment remains protected from

Power System Protective Relays: Principles & Practices

As the protected components of the electrical systems have changed in size, configuration and their critical roles in the power system supply, some protection aspects need to be revisited (i.e. the use of

Basic protection relay knowledge

The components used in the power system are usually dimensioned to withstand a short circuit current for one or three seconds but power system stability during short circuit current may be endangered

Protective Relay Settings

As we are more familiar with settings based on how we set the electromechanical relays, this section describes the ways to set the SEPAM

relay for phase over-current protection, in close relation to the



Understanding Protective Relays in Power Systems

Protective relays are vital for safeguarding power systems, ensuring protection against faults and abnormalities. This post explores key relay

Overcurrent Protection Relay Settings: Best Guide

Learn how to set overcurrent protection relay settings with a clear, step-by-step guide. Understand pickup settings, time dial selection, coordination

Power System Protective Relays: Principles & Practices

This presentation reviews the established principles and the advanced aspects of the selection and application of protective relays in the overall protection system, multifunctional numerical devices

Basic protection relay knowledge

So, in this case, to protect the whole line, the setting has to be able to detect fault current above 150 A. At this setting,this is as far as we can reach down the line before the fault becomes undetectable.

PSM and TMS Settings Calculation of a Relay: Protection

PSM and TMS Settings are used to specify the tripping limits of a relay when a fault occurs. How to calculate the settings of the relay?

Relay Settings Calculations

Introduction This technical report refers to the electrical protections of all 132kV switchgear. All calculations are based on the available documentation/ information. These settings may be

Protective relay

In electrical engineering, a protective relay is a relay device designed to trip a circuit breaker when a fault is detected. : 4 The first protective relays were

The Basics Of Overcurrent Protection

The basic element in overcurrent protection is an overcurrent relay. The ANSI device number is 50 for an instantaneous overcurrent (IOC) or a

Relay Protection in HV/MV Substations: Calculations,

Effective relay protection depends on accurate calculations, optimal settings, careful coordination, appropriate selection of relays, and thorough

The fundamentals of protection relay co-ordination and

Among the various possible methods used to achieve correct relay co-ordination are those using either time or overcurrent, or a combination of both.



Microsoft Word

OVERCURRENT PROTECTION FUNDAMENTALS Relay protection against high current was the earliest relay protection mechanism to develop. From this basic method, the graded overcurrent relay

Power transformer protection relaying (overcurrent,

Fuses Overcurrent relays Restricted earth fault protection (REF) Differential protection Basic considerations Line current transformer primary

Relay Setting in Real Power System

Relay setting plays an important role in maintaining the reliability of a Power System. Read this blog to find out more about relay setting and how it is

The fundamentals of protection relay co-ordination and

The relay settings are first determined to give the shortest operating times at maximum fault levels and then checked to see if operation will also be



Protection Basics

Protective Relaying System Current Transformers Voltage Transformers (VTs) (CTs) Relay

doi: 10.1007/978-3-319-20919-7_3

After setting the relays, one should consider faults at the end of each line (feeder segment) and check if the relay protecting the line (primary protection) and at least one relay upstream (back-up protection)



Relay Settings Calculations

During CT saturation, current resulting from CT errors appears as differential current and can cause relay mal-operation. To avoid relay mal-operation, set Slope 2 as high as possible.

Protective Relay Basics

Standard convention is tap setting is equal to the CT secondary current that will cause the relay to pickup**. (i.e. 200:5 CT with an instantaneous setting of 40 will pickup at 1600A line current)



How to Set Overcurrent Relay Settings: A Guide

Learn how to set the pickup and time delay settings for an overcurrent relay based on common criteria and methods. Find out tips and best practices for power

Relay Protection Settings (PSM, TSM, EL, OL, MF)

Protection relays employ a wide range of configurable parameters to identify defects & trip the breaker in a controlled & selected manner.

Contact Us

For datasheets, pricing, or custom telecom energy solutions, please visit: https://koskolong.co.za