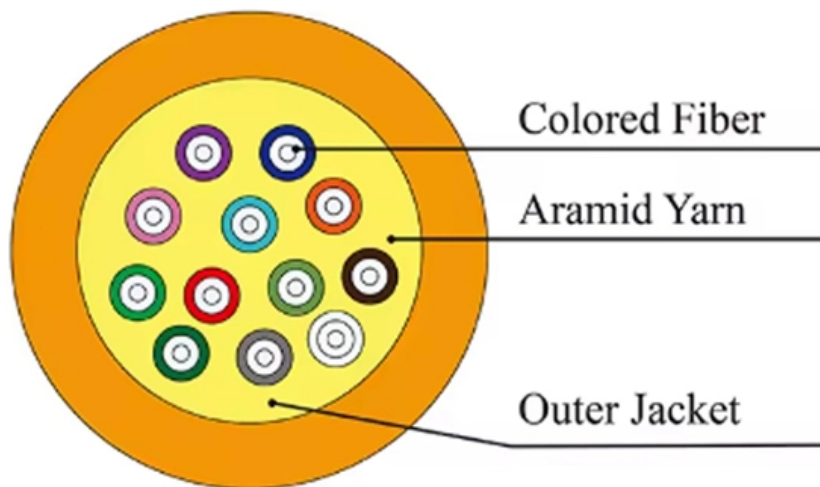




Adam Tas Corridor Energy

Customization Process for Low Insertion Loss Relay Protection Branch G 652D





Customization Process for Low Insertion Loss Relay Protection Branch

A High Isolation and Low Insertion Loss T/R Switch Design



Abstract A high isolation and low insertion loss transmit/receive switch is presented. The T/R Switch is based on the TSMC 0.18 m 1P6M RFCMOS process. Shunt inductor resonance and body-floating

(PDF) 220 GHz SPST switch based on PIN diode with

In order to address the issue of 220 GHz receiver protection, a single-pole single-throw (SPST) switch based on GaAs PIN diodes is introduced in this



Insertion Loss Evaluation And Connector Customization

Insertion Loss Evaluation Insertion loss is an important specification to consider in the selection of filter connectors. Insertion loss is a measure of the degradation experienced by a signal when a device,



Protection Automation Application Guide v1

Protection Automation Application Guide v1
Compressed[001 100] - Free download as PDF



File (.pdf), Text File (.txt) or read online for free.



Connector insertion and extraction forces in electrical

A failure to meet these requirements could result in catastrophic failures due to loss of signal or power in critical flight systems. In conclusion,

A Fully Integrated Ultra-Low Insertion Loss T/R Switch for 802.11b/g/n

Abstract: A 30 dBm ultra-low insertion loss CMOS transmit-receive switch fully integrated with an 802.11b/g/n transceiver front-end is demonstrated. The switch achieves an insertion loss of



Fiber Insertion Loss and Return Loss: A Complete Guide

For fiber jumper suppliers, the insertion loss and return loss of the fiber cables they provide should meet the corresponding standards. The max insertion



The Ultimate Guide to Insertion Loss Reduction

Discover the latest strategies and techniques for reducing insertion loss and optimizing RF system performance. Learn how to select the right components, design efficient circuits, and



Protection Relays

In this video we'll be taking a look at the General Purpose IO or GPIO for the G100. Also covered will be Binary Inputs (DI), Binary Outputs (DO), Analog DC Inputs (AI), GPIO Configuration Steps, etc. This


IOPscience

Explore scientific research articles, journals, and collections on IOPscience, a leading platform for physics and related disciplines.



Fundamentals of Modern Protective Relaying

A primary motor protective element of the motor protection relay is the thermal overload element and this is accomplished through motor thermal image modeling. This model must account for thermal



220 GHz SPST switch based on PIN diode with low insertion loss and

The bypass with PIN diode and sector low-pass filter are matched on the high-impedance line of the SPST switch to reduce the insertion loss of the device.



Datasheet

It introduces negative dispersion by using special dispersion compensation fibers to counterbalance the positive dispersion accumulated over standard single-mode G.652 fiber. DCMs are essential in high

Measured insertion loss and return loss of p-shape ESD

Figure 9 a,b show the measured S_{21} (insertion loss) and S_{11} (return loss) of each p-shape circuit. The proposed p-SDSCR and p-RTSCR are slightly different from






Protection Relays

Technical resources and thought leadership for protection and control P& C relays for transmission, transformer, distribution feeders, bus, motors, generators, IEC 61850 process bus and digital meters.

Relay protection sensitivity integrated optimal placement and capacity

To address this challenge, a new optimization model integrated with the relay protection sensitivity to maximize the inverter interfaced distributed generator (IIDG) penetration level while



Protection Automation

SEL experts can perform fault, system protection and coordination, and arc-flash studies; recommend protection schemes to match your system and goals; and develop and program relay

Protection Application Handbook

The major requirements on protection relays are speed, sensitivity and selectivity. Fault calculations are used when checking if these requirements are fulfilled.



PowerPoint Presentation

We design the normalized low-pass filter first ($\omega_c = 1$), and then use scaling and frequency transformation to obtain the final filter (low-pass, high-pass, bandpass, bandstop).



Adaptive Mho relay for synchronous generator

Loss-of-excitation (LOE) relays work under pre-defined operating characteristics. If an abnormal condition should arise, such operating



Basic protection relay knowledge

A fast and selective arc fault mitigation for air-insulated LV & MV switchgear and Relion protection and control relays and sensor technology protect staff and plant facilities for many years.





(PDF) A Fully Integrated Ultra-low Insertion Loss T/R

Abstract and Figures A 30 dBm ultra-low insertion loss CMOS transmit-receive switch fully integrated with an 802.11b/g/n transceiver front-end is

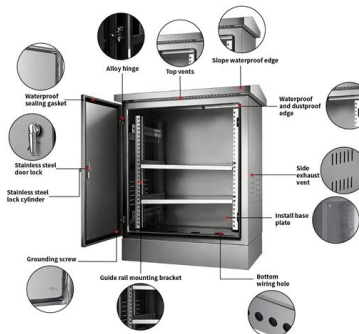


Continuous Dispersion Compensation plug-in module (DCM) G.652,

FBG-based DCMs only have a fraction of the total loss compared to fiber-based equivalents. FBG also provides a latency in the order of nanoseconds as compared to microseconds in fiber-based

Low Insertion Loss, Reflective-Load Switches Operating

To provide acceptable compromises of IMF, Pout and sensitivity in transceivers or imagers, the switches are required to feature an insertion loss of ~3dB and an isolation of ~20dB.



What Is Insertion Loss and What Causes It?

A complete guide to Insertion Loss: definition, measurement, physical causes, and its critical impact on all high-speed data systems.



Low insertion loss RF MEMS switches fabricated on glass substrates

This work demonstrated the first fabrication of resistive RF MEMS switches on G2.5 glass substrates via thin-film transistor (TFT) display compatible processes. By replacing gold with a




Protective Relaying Philosophy and Design Guidelines

Protection systems are only one of several factors governing power system performance under specified operating and fault conditions. Accordingly, the design of such protection systems must be clearly

Distribution Automation Handbook

Because the protection areas of the interlocking-based protection concept are not overlapping and because they do not reach into the protection area of the next relays in the protection chain, a





Design and analysis of low-insertion-loss G-band CMOS four-way

We present the design and analysis of G-band CMOS Wilkinson power dividers and dual balun for G-band communication and imaging systems. Miniature spiral and U-shaped four-way

Contact Us

For datasheets, pricing, or custom telecom energy solutions, please visit:
<https://koskolong.co.za>