



Adam Tas Corridor Energy

Debugging Core Switch Tools





Debugging Core Switch Tools




WARNING: [Labtools 27-3361] The debug hub core was not detected

This page provides solutions for resolving the "debug hub core not detected" issue when configuring ZYNQ FPGA in Vivado Hardware Manager.

Multicore Debugging & Tracing , Lauterbach TRACE32

Our tools can debug all cores concurrently via a single debug interface (SWJ-DP). All application and real-time cores can be traced via On-Chip-Buffers or the PCIe



Lauterbach multicore debugging guide

There is a possibility to debug dual-core processor with single TRACE32 PowerView window, but for better orientation and easier debugging there is the possibility to start multiple PowerView windows.

Multi-Core Debug and Trace Tool , Renesas

R-Car Multi-Core Synchronous Debug and Trace Tool Learn about the new multi-core synchronous



debugging support in the e 2 studio integrated environment for



OneUptime , The Open-Source Observability Platform

The complete open-source observability platform. Monitor, debug, and improve your entire stack in one place. Trusted by thousands of teams worldwide - from




12 Best Debugging Tools Reviewed in 2026

Discover the top debugging tools to help developers identify issues faster, streamline troubleshooting, and improve code quality efficiently.



Remote debugging

Debug a Visual Studio application that has been deployed on a different computer by using the Visual Studio remote debugger.





10 Essential Debugging Tools for C# Development

When it comes to debugging software, tools are extremely important. Get the right tool and you extract the right information. Get the right information



Debugging Multi-Core Devices with CCS

To switch the context to another core, simply highlight the stack frame for that other core in the Debug view and the various views will be updated to reflect the context of that core.

Debug Core on Linux

For debugging scenarios using Docker containers, see [Attach to a process running on a Docker container](#) and the [container tools](#) articles instead. To debug Linux on WSL 2 from Visual



Debugging , Apple Developer Documentation

Identify and address issues in your app using the Xcode debugger, Xcode Organizer, Metal debugger, and Instruments.



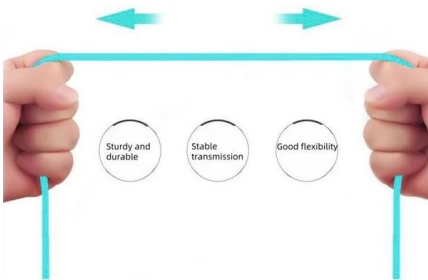
Install WinDbg

Start here for an overview on the Windows debugger and installing WinDbg.



More durable and robust

The outer layer is made of environmentally friendly PVC, which is soft and elastic. It can be stretched without damage, so you can use it with confidence.




IPU Debugger

DAP (Debug Access Port) TAP providing access to the debug register of the core you intend to debug. It might be needed additionally to a Core TAP if the DAP is only used to access

ASP Core SignalR & SignalR Debugging Tool

Features of ASP Core SignalR Handles connection management automatically. Sends the message to all the connected clients or




Reveal Analyzer and Controller

Discover the power of Reveal Analyzer and Controller, interactive tools that enable you to observe and analyze debug cores in your Lattice FPGA projects. Navigate



WARNING: [Labtools 27-3361] The debug hub core was not detected

1. Make sure the clock connected to the debug hub (dbg_hub) core is a free running clock and is active.
2. Make sure the BSCAN_SWITCH_USER_MASK device property in Vivado Hardware Manager



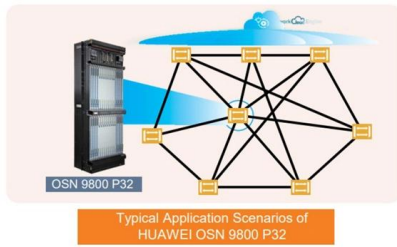
Install WinDbg

Previous versions and related downloads To debug older versions of Windows, use WinDbg (classic) available with Debugging Tools for Windows. Download the Windows Driver Kit

Debugging Core Dumps: Tools, Techniques, and Scripting

The phrase debugging core dumps evokes a blend of low-level memory inspection, process state reconstruction, and disciplined project hygiene. Practitioners increasingly rely on a spectrum of tools,





JTAG Debugger , PowerDebug X51 , Lauterbach

Use a PowerDebug X51, with an appropriately licensed Debug Probe, to simultaneously debug all the cores on your board or in your SoC,

Training Basic SMP Debugging

Various cores allow a debugger to read and write physical memory (not cache) while the core is executing the program. The debugger has in most cases direct access to the processor/chip




AURIX Training Debug Support

Debug support is based on two components: OCDS (On-Chip Debug System) and MCDS (Multi Core Debug Solution), which offer debugging and performance optimization for the software and system

Debug Tools

There are many tools available to address BSCAN Switch core design issues. It is important to know which tools are useful for debugging various situations.





Develop Azure Functions Locally by using Core Tools

Azure Functions Core Tools lets you develop and test your functions on your local computer. When you're ready, you can also use Core Tools to deploy your code project to Azure and



Managed debuggers

Learn how to efficiently debug your app by using Visual Studio Code to fix your bugs quickly. Use the interactive debugger within Visual Studio



Comprehensive tool chains needed to debug multiple

The increasing reliance on complex multicore designs is driving the need for comprehensive debugging tools that can answer a variety of challenges.



Verify and validate embedded system design , SEGGER

For complex systems with multiple threads, interrupts, and events, SystemView delivers a deeper level of insight than traditional debugging tools. By capturing



CMSIS-DAP -- PlatformIO latest documentation

CMSIS-DAP CMSIS-DAP is generally implemented as an on-board interface chip, providing direct USB connection from a development board to a debugger running on a host computer on one side, and

Contact Us

For datasheets, pricing, or custom telecom energy solutions, please visit:
<https://koskolong.co.za>