



Adam Tas Corridor Energy

Gateway and Core Switch Configuration Experiment Report





Gateway and Core Switch Configuration Experiment Report



4.5.2 Lab - Implement Inter-VLAN Routing (Answers)

In Part 2, you will create VLANs as specified in the table above on both switches. You will then assign the VLANs to the appropriate interface and verify your configuration settings.

Study on Network Simulation using Cisco Packet Tracer

This paper briefs on address class, network and host portion, types of cables used for connecting network, packet transformation, modes of Cisco router, services and IP configuration.



= I + I

Background: The aim of this lab is to investigate the properties of a Bipolar Junction Transistor (BJT) and understand its behaviour in order to construct an audio amplifier. Understanding the



Experiment 1: Setting Up a Wired LAN with Switch Configuration

Experiment 1 Title: Setup a wired LAN using switch
Problem Statement: Setup a wired LAN



using Layer 2 Switch. It includes preparation of cable, testing of cable using line tester, configuration machine




ENSP three-layer switch configuration experiment

Experimental topology: Experimental requirements: (1) The user's gateway is configured on the core switch (2) The enterprise intranet is divided into multiple VLANs to reduce the size of the broadcast

Experiment 3: IP Sub-networks and Static Router

Experiment 3: IP Sub-networks and Static Router Configuration ¶ Objectives ¶ Setup an isolated network with 2 LANs. Determine network parameters for hosts in sub



Lab #3 Basic Router Configuration

Before you actually configure a Cisco router, you must understand the two main configuration modes: global configuration mode and interface configuration mode. Each of the routers we use has two



ECS2100 Series CLI Reference Guide

Section III "Appendices" -- Includes information on troubleshooting switch management access. This guide focuses on switch software configuration through the CLI. For information on how to manage




Experiment 5 Dynamic routing protocol configuration-RIP

Intelligent Recommendation Experiment: Dynamic routing rip configuration 1. The principle of rip 1.rip overview Dynamic routing is a concept opposite to static routing, which means that a router can

ANALYSIS AND ASSESSMENT OF GATEWAY PROCESS

You tasked me to provide an assessment of the Gateway Experience in terms of its mechanics and ultimate practicality. AS I set out to fulfill that tasking it soon became clear that in order to assess the



official-imvoiid/ACN-LAB-CISCO-PACKET-TRACER

It includes Cisco Packet Tracer experiment files (.pkt) and the official lab manual for the course. The experiments demonstrate both foundational and advanced concepts in computer



Packet Tracer

This lab will test your ability to configure basic settings such as hostname, motd banner, encrypted passwords, and terminal options on a Cisco Catalyst 2960 switch emulated in Packet Tracer 8.1.1.



Introduction to Core Switch Configuration

A switch that functions as part of a router and operates at the third layer of the OSI network standard model, the network layer. The most important purpose of the layer 3 switch is to speed up the data

VLAN Configuration Lab Report

The document describes an experiment to configure VLANs on a Cisco switch. The objective is to segment the network logically into VLANs to improve security,





Network Management Lab

Devices on two separate networks and subnets must communicate via a router (Layer 3), whether or not VLANs are used. You do not need VLANs to have multiple networks and subnets on a switched

Network Management Lab

Experiment Switch configuration (managing ports) Learning Objectives Cable a network according to the topology diagram Erase the startup configuration and reload a switch to the default state Perform



ECE429-Computer-Communications-Laboratory-v31-202300802

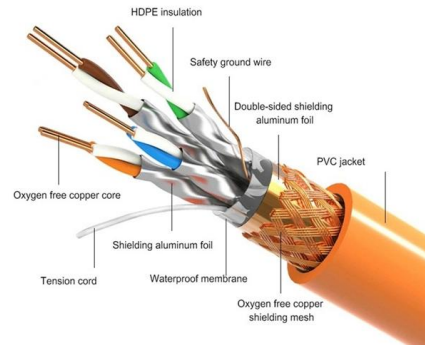
Some of the experiments were inspired by those reported on the Internet and others by configuration exercises on operative systems used by Cisco routers. However, computer communications and

Understand and Use the Enhanced Interior Gateway

This document describes how to use the interior gateway protocol called Enhanced Interior Gateway Routing Protocol (EIGRP).



PRODUCT DETAILS



Aruba SE Club - For Arubans, by Arubans

Hier sollte eine Beschreibung angezeigt werden, diese Seite lässt dies jedoch nicht zu.



Hands-on Border Gateway Protocol (BGP)

Lab 8 Topology Configure OSPF as Internal Gateway Protocol (IGP) in AS 200 Configure BGP as External Gateway Protocol (EGP)



BCA 5th Sem Computer Networking Lab Report

- The document is a lab report submitted by a student named Dhaneshwor yadav for their Computer Networking lab. It includes 7 lab experiments on topics like



Understanding the Core Switch: Key Differences and Uses

Explore the core switch's role as the backbone of your network. Discover key differences, uses, and insights into layer 3 core switch technology.



Web-based Deployment Cases

Add interfaces for connecting the access switches and core switch to VLANs. The following uses the interface connecting access switch 2 and the core switch as an example.

LAB MANUAL for Computer Network

In this Packet Tracer Skills Integration Challenge activity, you will configure basic switch management, including general maintenance commands, passwords, and port security.



Practical No. 5 provided by class teacher

Background / Preparation In this activity, you will configure these settings on the customer Cisco Catalyst 2960 switch: - Host name - Console password - vty



Experiment-6 Performing an Initial Switch Configuration

From global configuration mode, switch to interface configuration mode for VLAN1, and assign the IP address 192.168.1.5 with the subnet mask of 255.255.255.0.



CCNA Experiment 6: Initial Switch Configuration Lab

Experiment- Performing an Initial Switch Configuration Topology Diagram Objectives Perform an initial configuration of a Cisco Catalyst 2960 switch.

BCA 5th Sem Computer Networking Lab Report

- For each lab, the student provides the title, objectives, required components, background information and step-by-step procedures to complete the experiment.





Contact Us

For datasheets, pricing, or custom telecom energy solutions, please visit:
<https://koskolong.co.za>