




Adam Tas Corridor Energy

How to measure current in a high-voltage busbar






Overview

The use of a current clamp or current transformer greatly simplifies measuring high currents (>50A) where physical constraints (conductor sizes, insertion losses, safety) make a direct measurement through the precision internal shunt of a power analyzer, DMM, or external shunt. This complete, busbar assembly reference design offers a non-invasive (isolated and lossless) current measurement solution up to ± 100 A. Accurate measurement of busbar currents is essential for ensuring reliable operation, fault detection, and grid management. This paper proposes a non-contact current measurement method for three-phase rectangular busbars based on TMR (tunneling magneto-resistance) sensors, due to their advantages of large dynamic range, wide bandwidth, light weight, and easy installation.



How to measure current in a high-voltage busbar



Isolated Busbar / SMD Current Sensor with Analog Output Reference

Utilizing WSBE and WSL low TCR shunt resistors, in addition to the VIA0050DD isolation amplifier, this design provides AC current measurement up to 1415 A for high voltage applications.

Thermal Analysis of Busbars from a High Current Power

The thermal analysis takes into account the heat conduction and convection of a copper busbar system used to supply a test bench with high



Busbar Design: Engineering for High-Power DC

Design busbars for equal current sharing, low voltage drop, and scalability. Includes sizing, material selection, and thermal considerations.

Dielectric Testing of Busbars: A Practical Guide for

Busbars are critical components in electrical distribution systems, used to conduct large



amounts of current and distribute power between electrical



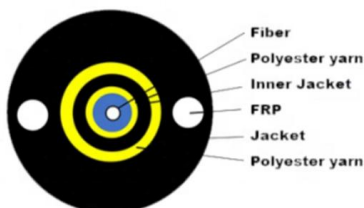
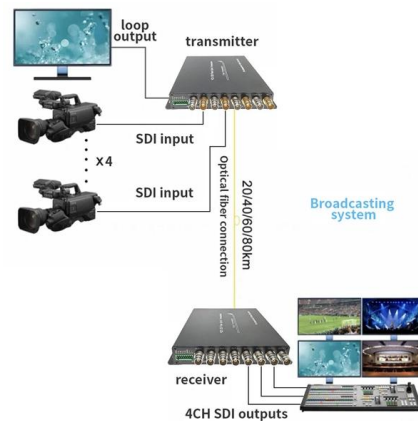
Bus Bar Theory of Operation

ABSTRACT Traditional bus bar current measurement techniques use closed loop current modules to accurately measure and control current. These modules usually require a large magnetic core that



Precision Current Measurements on High-Voltage Power-Supply Rails

Precision Current Measurements on High-Voltage Power-Supply Rails Current is a signal that can provide valuable insight into how a system is operating. Under defined conditions, the amount of



Bus Bar Theory of Operation

Traditional bus bar current measurement techniques use closed loop current modules to accurately measure and control current. These modules usually require a large magnetic core that encloses the



What Is a Busbar?

The core components of a busbar system work together to create this electrical superhighway:
Conductor Material: The heart of any busbar is its conductor,



BUSBAR GEOMETRY AND DESIGN TECHNIQUES FOR

The ACS37610 is a Hall-plate-based differential current sensor designed to measure current flowing in a busbar or a PCB without using a ferromagnetic concentrator core. It is a

High Current Measurement Application Guide

Designing an instrumentation system for high current measurement requires careful consideration of the trade-offs associated with each type of sensing device. The purpose of this guide is to help engineers




Current Sensing for Busbar Systems

Busbar Mount Current Sensor Product Page Ideal Applications for the CTS-CS-BAX-20 Busbar Mount Current Sensor Electric Vehicles (EVs) and



// WHITEPAPER CURRENT MEASUREMENT IN E-MOBILITY

Isabellenhütte's busbar shunts and analog sensors are suitable for measuring high currents. This white paper covers the features, characteristics and possible applications of the different busbar shunt



Voltage in a Dry Pair: Understanding the Concept

V Voltage in a Dry Pair: Understanding the Concept Voltage in a Dry Pair: Understanding the Concept ? **TL;DR: What Is a "Dry Pair" Voltage and Why Does It Matter?** A **dry pair** refers to a pair of

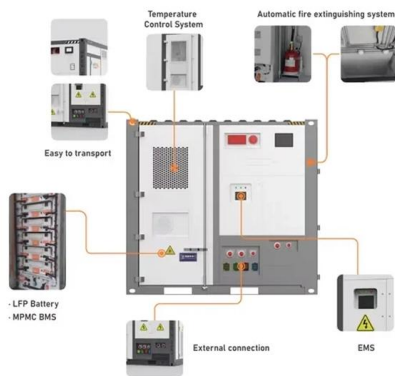
Non-Contact Current Measurement for Three-Phase

This paper proposes a non-contact current measurement method for three-phase rectangular busbars based on TMR (tunneling magneto-resistance)



GUIDELINES FOR DESIGNING A BUSBAR WITH NOTCH FOR

The ACS37612 is a Hall-plate-based differential current sensor designed to measure current flowing in a busbar or PCB without using a ferromagnetic concentrator core.



Busbar Design Standards for MV Switchgear

Busbar design within Medium Voltage (MV) switchgear is a critical aspect, fundamentally ensuring the safe, reliable, and



Efficient Current Sensing for Industrial and Automotive Busbar Systems

Integrating our busbar-mount current sensors into automotive traction inverters delivers precise, real-time monitoring of high-voltage power stages. This seamless integration boosts inverter efficiency

Current Sensors & Transducers: Accurate Current

LEM is a leading supplier of current sensors (also called current transducers), offering a wide range of galvanically isolated sensors that have become industry





GUIDELINES FOR DESIGNING A BUSBAR WITH NOTCH FOR



INTRODUCTION The ACS37612 is a Hall-plate-based differential current sensor designed to measure current flowing in a busbar or PCB without using a ferromagnetic concentrator core. The ACS37612


Busbar Current Measurement Techniques in context of busbar current

Accurate measurement of busbar currents is essential for ensuring reliable operation, fault detection, and grid management. This article reviews various techniques used to measure busbar




Current Sensing for Busbar Systems

Integrating current sensors directly onto busbars enables real-time monitoring of power generation, storage, and distribution, helping to detect faults,



How to Select the Right Busbar for Your Panel

Learn how to select the right busbar for LV panels by checking current rating, fault level, derating, material, insulation, neutral sizing, and IEC 61439.



Study of an accurate dc busbar current measurement technique by

The conventional single core or two core saturable reactor or transductor used for dc busbar current measurement may suffer from errors due to the magnetisation component of the dc



How to Install a Vertical Busbar System?

EAE Electric makes energy distribution safer and more sustainable with its modular Busbar Systems and Support System solutions that eliminate cable clutter in high-rise buildings. We examine the



Contact Us

For datasheets, pricing, or custom telecom energy solutions, please visit:
<https://koskolong.co.za>