



Adam Tas Corridor Energy

How to open the back cover of the network cabinet





Overview

Remove top Cover Plates of Rear Side Panel by pulling plunger slightly to release Cover Plate. How to open rack server cover | Rack server open #RackServer #ServerMaintenance #ITSupport #ServerSetup #RackServerOpening #ServerHardware #TechGuide #HindiTech #ServerTroubleshooting #ServerTutorial How to open a rack server cover Rack server disassembly guide Server cover removal tutorial Open. All the front doors open Left-Right, so we can remove the Front doors by removing the first one to the left and going right one cabinet at a time all the way across from there. Server rack cabinets are essential for housing and organizing server equipment in data centers or server rooms. Opening the cabinet correctly ensures easy access to the internal components while maintaining the integrity and. While examining the cables, gear, and patch panels, you might get some ideas as to what cables are coming in from the rooms and areas, what cables are being used to connect to the gear, and what cables are going out to WAN links, etc. This includes routers, switches, servers, patch panels, and other networking equipment.



How to open the back cover of the network cabinet



How To Open A Compaq Server Rack Cabinet

By following the step-by-step guide outlined in this article, you can successfully open the cabinet and gain access to the interior space for

How to Open a Desktop Computer Case

A complete walkthrough, with pictures, on how to open a desktop computer case. You have to open the case to work inside the PC.



how to cleanup network cabinet : r/networking

What I do is cover all the unused ports on the patch panel with masking tape. Look on the switch, see which vlan has the most ports assigned. Those ports don't get

How To Open A PC Case Safely

Learn the sure-fire steps to open a PC case safely. This guide covers everything you need to know while opening any type of PC case. Read



How to open rack server cover

How to open rack server cover , Rack server open , rack server Technical Man 3.53K subscribers Subscribed

NET-ACCESS N-Type Network Cabinets

Rear Side Panel with Bumper Plate to be installed first. Remove top Cover Plates of Rear Side Panel by pulling plunger slightly to release Cover Plate. (Bumper Plate will be to center of cabinet.) Tilt the



Things You Should Know About Patch Panel Cabinet

Just with a cabinet or a server rack, you can solve the problem. There are thousands of cabinet for different use, but here we refer to the network patch



Installing Network Cabinets, IT Cabinets, and Battery Cabinets

Moving Network Cabinets, IT Cabinets, and Battery Cabinets (Optional) Installing Side Panels for IT Cabinets (Optional) Taking Out rPDU Cables (Optional) Taking Out Industrial Connectors (Optional)



How to remove Cover from Optiplex 7010 (SFF)

This video will demonstrate the removal procedure of a Top Cover for the Optiplex 7010 (SFF).

How to Open Any Computer Case

But, most cases can be fairly similar in nature and will require similar processes to open. Most cases are connected via small screws that line the outer edge along the back of the case.




Starmer latest: Streeting will run in any leadership contest, say

Starmer latest: Streeting will run in any leadership contest, say allies Wes Streeting says leadership rival Andy Burnham should be picked as candidate for the upcoming by-election.
Housing



Network Cabinet Cabling: Guide & Documentation Tips

Practice-oriented guide to network cabinet cabling with documentation template, safety aspects & software tips.




How To Open Up PC Case

Learn how to safely open your PC case with our step-by-step guide. Access and upgrade internal components easily and

Learn to Setup Network Cabinet

Learn to Setup Network Cabinet - Complete Details of My Wireless Project with Ubiquiti Devices Welcome to BroExperts, In this video, I am going to share my new wireless networking project details





Products

Browse our full range of products from dressing tables to complete modern kitchens. Click here to find the right IKEA product for you. Browse online and in-store today!

Replace the PC Case , Desktops , HP Support

Learn how to remove and replace the PC case on HP and Compaq desktops. (No brand specified)CAUTION: Improperly installing or replacing parts could damage you




How to remove screwless ethernet cover/wall plate :

76 votes, 14 comments. true A: (ignoring the pushed in ethernet cable setup I have going on right now) If you have ethernet socket cover/wall plate similar to this and

Network Cabinet Setup & Tutorial

++Network Cabinet Setup & Tutorial++ In this video Hayden shows you his new network cabinet setup! It has a patch panel, cable tidier and of course, his TP-Link Gigabit Managed Switch. He also



InforEuro, the exchange rate of the Euro currency

InforEuro helps you convert euro in other currencies. The European Commission's official monthly accounting rates for the euro, its conversion rate to other

The Ultimate Guide to Network Cabinets: Everything

Yes! The network cabinets. These enclosures are the backbone of IT infrastructure that claims to protect your systems. So, if you are also looking for



Solved: Removing doors from Netsheer racks

Once ganged the angle required to remove the door changes quite a bit. It's much shallower. To remove the doors once the enclosures are bayed please follow these directions: 1)





How to Properly Install and Set Up a Network Cabinet

Installing and setting up a network cabinet system correctly is essential for maintaining an efficient and organized network infrastructure. In this



Network Cabinet Essentials: Organizing Your Network

Discover the pivotal role of a Network Cabinet in managing IT infrastructure. Learn about types, technical features, and best practices.

How To Open A Compaq Server Rack Cabinet

Learn how to open a Compaq server rack cabinet with step-by-step instructions and expert tips. Safely access your equipment and optimize your



DIY Supplies & Accessories , 100% Irish Owned , Woodie's

DIY Supplies with over 30,000 products to help you finish your home or garden project. Shop online at Woodies for nationwide delivery or click & collect.



Armored optical cable



Busting Open Your Laptop: A Step-by-Step Guide to Removing the Back

Can I Remove The Back Panel Of My Laptop If I'm Not Tech-savvy? While removing the back panel of your laptop does require some technical knowledge, it's not necessarily a task that's



How to Open a Computer Case

Screw and thumbscrew computer cases The screws, buttons, or other mechanisms to open a computer case are on the back edges of a computer. If

how to open Lenovo all in one desktop back cover and

how to open Lenovo all in one desktop back cover and installation RamAll types desktop built new and repairingAll types laptop repairing and sales, services





How to open a computer case



Once screws are removed from the back of the case, push the side cover of the computer case towards the back of the computer. Either the side of the computer case will slide off, or the complete cover

How To Open PC Case Side Panel

Learn how to open the side panel of your PC case easily and safely with our step-by-step guide. Upgrade your computer



Contact Us

For datasheets, pricing, or custom telecom energy solutions, please visit:
<https://koskolong.co.za>