



Adam Tas Corridor Energy

How to use distribution boxes in layers





How to use distribution boxes in layers

How to Align Layers in Photoshop (3 Different Methods)



To select multiple layers in the Layers panel, hold down the Ctrl key on PC or Command key on Mac and click each layer you want to select. At that

Align and Distribute

In the Align panel's Distribute Spacing area, select either the "Vertical Distribute Space" icon or the "Horizontal Distribute Space" icon. As soon as you click the



News

Looking for Silver in Subnautica 2? Here's where to find the best early-game Silver farming locations and what it's used for.

Using Align/Distribute to Arrange Layers -Ver.2.0-

2. Using the Align/Distribute palette You can use this palette to align and distribute objects and




drawings. From the palette, select the layers you want to align or distribute. You can




Access, Distribution, and Core Layers Explained

This tutorial provides an overview of the access, distribution, and core layers and explains two-tier and three-tier campus LAN designs.



How to Align and Distribute Objects Evenly in Photoshop

Learn how to align and distribute multiple objects evenly in Photoshop using built-in tools for perfect spacing and layout.




Distribution Box Guide: Types, Components & Solutions

Understand distribution boxes (DB boxes) in 5 minutes. Learn about types, components, functions, and uses. Find the perfect DB box for your needs.



Align layers

Learn how to align multiple layers in Adobe Photoshop instantly to create sharp, consistent designs for professional layouts, grids, or UI mock-ups. Select two or more layers (or layer



Tips to Align and Distribute Layers in Photoshop

Aligning the Contents of Multiple Layers -- Select two or more layers (or Layer Groups or linked layers) and, with the Move tool selected, use the Align

How to Create a Distribution List in Outlook

To create a contact group (distribution list) in Outlook on Windows, click the "People" icon and Contacts > New Contact Group. Enter a name for the



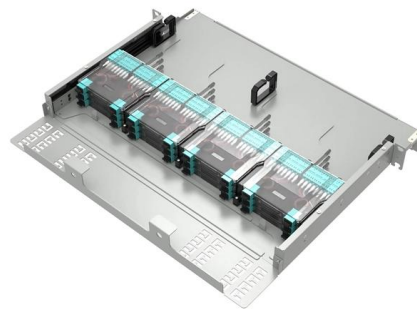
Redistribution Layer Routing with Dynamic Via Insertion Under

In modern advanced packaging, redistribution layers (RDLs) are often used for signal transmission among chips, and vias are used for communication among different layers. Most



Position and Distribute Layers in a Composition in After Effects

Enabling Snapping helps align layers in relation to other layers in a composition Enable Snapping by checking the Snapping box in the top center of the interface.



How to Use the Distribute Command in Word

Master the distribute command in Word to effortlessly align text and objects. Follow our step-by-step guide to simplify your document editing.

How to Use the Distribute Command in Word

3. How to Use the Distribute Command in Word
The process of applying the Distribute command involves selecting the objects or text you want to organize, choosing the appropriate distribute option,





Align and Distribute Layers In Photoshop

Learn how auto align and distribute layers within a document using Photoshop's Align and Distribute options, plus how to align with Layer Groups.

Distribute layers

Distributing layers in Photoshop allows you to quickly arrange multiple objects, create visual harmony, and present clean and intentional designs. This method works best for structured



4.2. Align and Distribute

4.2. Align and Distribute Use the Align and Distribute tool to line up layers or paths with each other, or to space them out. When this tool is selected, the mouse

Align and Distribute

Select one of the Distribute Objects buttons to designate the axes according to which you want Ai to distribute the objects. As illustrated in the accompanying figure, Ai



Distribute Equal Space Between Layers in Photoshop

The layer (s) from the middle are the one that are being moved. Practically the distance between the first and the last positioned layer is the same



Tips to Align and Distribute Layers in Photoshop

To distribute the layers based on the center of each layer's content, target the layers in the Layers panel and, with the Move tool selected, click the



Strengthen door locks
More durable and aesthetically pleasing



Grounding screw
More aesthetically pleasing and safer



Removable hinges
Make operation more convenient



Sealing strip
Dustproof and waterproof

alignment

This will evenly distribute the objects a specified distance away from each other. You will then need to use the layers palette to drag each object into its own layer.



Photoshop Align and Distribute Tutorial

A clear Photoshop tutorial explaining how to use Align and Distribute tools to position layers accurately and speed up your workflow.



How to Align and Distribute Layers in Photoshop

Photoshop's Align and Distribute tools allow you to make precise compositions from layered files, quickly and easily. After watching this video, you'll be able to use alignments and distributions

How To Distribute Objects Evenly In Illustrator

In short, to distribute objects evenly in Illustrator, all you have to do is select them and click the Horizontal Distribute or the Vertical Distribute button in



Business Standard

Hier sollte eine Beschreibung angezeigt werden, diese Seite lässt dies jedoch nicht zu.



Using Align/Distribute to Arrange Layers -Ver.2.0-

When three or more layers or objects are selected, they can be evenly distributed based on an object, canvas, selection, or guide. In the example below, the drawings are arranged so that



Distribute Layers in After Effects EVENLY along ANY Shape

How can you distribute layers evenly along any shape layer path? It's done in a click! Well, not quite. But almost. In this After Effects 2020 tutorial I'm gonna show you how to place objects

TechTarget

TechTarget provides purchase intent insight-powered solutions to identify, influence, and engage active buyers in the tech market.





Contact Us

For datasheets, pricing, or custom telecom energy solutions, please visit:
<https://koskolong.co.za>