



Adam Tas Corridor Energy

How to view distribution box parameters





Overview

Use the `Get-DynamicDistributionGroup` cmdlet to view existing dynamic distribution groups. For information about the parameter sets in the Syntax section below, see Exchange cmdlet syntax. `[-Anr <String>]` `[-Credential <PSCredential>]` `[-DomainController <Fqdn>]` `[-Filter`. Manage Microsoft dynamic distribution groups using Exchange Online PowerShell to automate membership based on attributes like job title, manager, or email domain. The Distribution box system diagram mainly includes the following parts: Incoming line part: Displays the incoming line source of the distribution box, which may be a single-line incoming line or multiple-line incoming lines (such as normal power supply and backup power supply), and marks the.



How to view distribution box parameters



Solved: ALE

In the distribution model you can specify the messages to be sent to a given logical system. You can also define the conditions for the content and dispatch of messages in the filters.

Python Histograms, Box Plots, & Distributions

Learn how to plot histograms & box plots with pandas .plot () to visualize the distribution of a dataset in this Python Tutorial for Data Analysis.



Basic Composition Of Distribution Box System Diagram

The Distribution box system diagram mainly includes the following parts: ?Electrical parameter description?: Equivalent to the electrical nameplate, it



A complete guide to box plots

A complete guide to box plots What is a box plot? A box plot (aka box and whisker plot) uses boxes and lines to depict the distributions of one or



more groups of



Logix 5000 Controllers Program Parameters

Tip: This procedure demonstrates the use of the Parameters tab on the Program Properties dialog box. You can alternatively connect parameters using any of the other methods shown in Program



How to view dynamic distribution group members with

Learn how to use PowerShell to view and export members of



View members of a dynamic distribution group , Microsoft Learn


APPLIES TO: 2016 2019 Subscription Edition
Dynamic distribution groups are distribution groups whose membership is based on specific recipient filters rather than a defined set of





Get-DynamicDistributionGroup (ExchangePowerShell) , Microsoft Learn

Use the Get-DynamicDistributionGroup cmdlet to view existing dynamic distribution groups. For information about the parameter sets in the Syntax section below, see Exchange cmdlet syntax.



Box Plot Explained with Examples

Learn about using box plots (aka a box and whisker plot) to compare distributions of measurements between groups.

Box Plot Chart , WinForms Controls , DevExpress

The Box Plot (also called Box-and-Whisker Plot) chart is used to analyze statistic-driven data points. To draw a Box Plot point, you must pass the



Manage Microsoft Dynamic Distribution Groups Using

To retrieve and view all the dynamic distribution groups present in your Microsoft 365 tenant, simply execute the "Get-DynamicDistributionGroup"



Manage Microsoft Dynamic Distribution Groups Using

Effectively manage Microsoft dynamic distribution groups with PowerShell to tailor users based on criteria for seamless email collaboration.




How to view distribution list members when composing

Learn how to view distribution list members when composing an email in Outlook, ensuring you know exactly who's included before sending.

How to Write Test Cases in Software Testing

Test Case Template and Key Parameters A Test Case Template is a structured format used to create clear and consistent test cases. It helps organize






Analytics Solutions for Data Analysis & Process

Turn statistical and data analysis into quality and process improvement with Minitab, helping teams spot trends, solve problems, and make better decisions.



Create and manage dynamic distribution groups in

To view the members of a DDG using Exchange Online PowerShell, use the Get-DynamicDistributionGroupMember command. Replace



Create and manage distribution groups in Exchange Online

Use the Get-DistributionGroup and Set-DistributionGroup cmdlets to view and change properties for distribution lists. Advantages of using Exchange Online PowerShell are the ability to

How To Read The Distribution Box System Diagram

?Check electrical parameters?: First understand the basic electrical parameters of Distribution box so that you can have a general understanding of the capacity and performance of



Get-DistributionGroup (ExchangePowerShell) , Microsoft Learn

Some parameters and settings might be exclusive to one environment or the other. Use the Get-DistributionGroup cmdlet to view existing distribution groups or mail-enabled security groups.



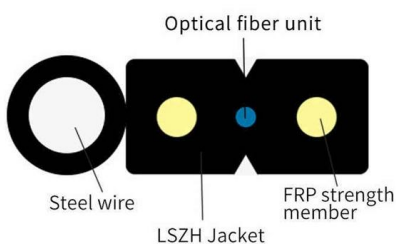
Get-DynamicDistributionGroup (ExchangePowerShell) , Microsoft Learn

This cmdlet is available in on-premises Exchange and in the cloud-based service. Some parameters and settings might be exclusive to one environment or the other. Use the Get-DynamicDistributionGroup



Basic Composition Of Distribution Box System Diagram

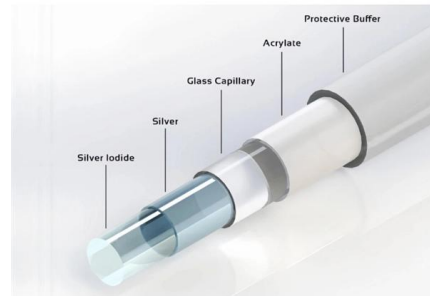
?Electrical parameter description?: Equivalent to the electrical nameplate, it provides basic electrical information of the distribution box, such as number,





How to export distribution list members in Microsoft 365

Export Microsoft 365 distribution list members to CSV using Graph PowerShell and do it more conveniently with M365 Manager Plus.



Dahuasecurity

Hier sollte eine Beschreibung angezeigt werden, diese Seite lässt dies jedoch nicht zu.

How to view dynamic distribution group members with

Use PowerShell to display members of dynamic distribution groups in Exchange Online and on-premises. Export the results to CSV and TXT files.



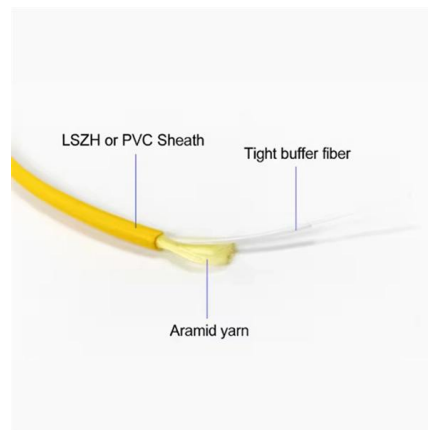
How to view distribution list in Outlook?

Viewing Distribution List Members: Once you've located the desired distribution list, double-click on its name in the Address Book. This action opens the 'Properties' dialog box for the



Recipient filters in Exchange PowerShell commands

The cmdlets in the Exchange Management Shell and Exchange Online PowerShell I support different types of filters in recipient related cmdlets: Precanned filters. Custom filters using



What Is a Box Plot and When to Use It

The Box Plot is a very useful tool when showing a statistical distribution and is much easier to build in Chartio because we have already included this as an item in our

Manage dynamic distribution groups , Microsoft Learn

In the list of groups, click the dynamic distribution group that you want to view or change, and then click Edit . On the group's properties page, click one of the following sections to view or





Create and manage distribution groups in Exchange Online

Use the Exchange admin center (EAC) or Exchange Online PowerShell to create a new distribution group in your Exchange Online organization or to mail-enable an existing group.

Contact Us

For datasheets, pricing, or custom telecom energy solutions, please visit:
<https://koskolong.co.za>