



**Adam Tas Corridor Energy**

# **Huawei Aggregation Layer Switch 5735s**





## Overview

---

Built on the next-generation high-performance hardware and Huawei's unified software platform, CloudEngine S5735-S-V2 series switches support enhanced Layer 3 features, easy O&M, flexible Ethernet networking, and mature IPv6 features. (Video) [Network Encyclopedia] Switch Development History (Video) Introduction to CloudEngine S5735-L-Q Series Switches (Video) CloudEngine S5731-S Series Multi-GE Access Switches Product Overview (Video) CloudEngine S5731-L Series Remote Unit Switches Product Overview (Video) CloudEngine S5731-H. 5GE switches are ideal for diverse scenarios such as the access and aggregation layers of enterprise campuses, and the access layer of data centers.



## Huawei Aggregation Layer Switch 5735s

---



### Huawei CloudEngine S5735-S Series Switches Datasheet

CloudEngine S5735-S provides multiple Layer 3 features including OSPF, IS-IS, BGP, and VRRP, meeting enterprises' access and aggregation service needs and enabling a variety of voice, video,

### Huawei CloudEngine S5735-S-V2 Series 2.5GE Switches Brochure

CloudEngine S5735-S-V2 series switches can be deployed at the aggregation layer of a campus network to build a high-performance, multi-service, and highly reliable enterprise network.



### Link Aggregation Configuration


S1720, S2700, S5700, and S6720 V200R011C10 Configuration Guide - Ethernet Switching This document describes the configuration of Ethernet services, including configuring link aggregation,

### Default Settings for Link Aggregation

This document describes the configuration of Ethernet services, including configuring MAC



address table, link aggregation, VLANs, VLAN aggregation, MUX VLAN, VLAN termination, Voice VLAN,



### **CloudEngine S5735-L48LP4S-A-V2 Switches Overview**

Product Description The S5700 series Ethernet switches are next-generation energy-saving switches developed by Huawei to meet the demand for high-bandwidth access and Ethernet multi-service

### **Link Aggregation Configuration**

Ethernet link aggregation increases link bandwidth by bundling multiple physical links to form a logical link. Link aggregation can work in manual mode or Link Aggregation Control Protocol (LACP) mode.



### **Huawei CloudEngine S5735-S Series Switches Datasheet**

Introduction CloudEngine S5735-S series switches are developed based on next-generation high-performing hardware and the Huawei Versatile Routing Platform



## S5735-L24P4S-A

Version Mapping Table 4-1146 lists the mapping between the S5735-L24P4S-A chassis and software versions.



### Application on a Large Enterprise Campus Network (Aggregation Layer)

As shown in the following figure, S5700 switches are deployed at the aggregation layer of a large enterprise campus network, enabling the network to be highly reliable, scalable, and easy-to-manage.

## Huawei CloudEngine S5735-S Switch Datasheet

Huawei CloudEngine S5735-S Series Switches Datasheet - Free download as PDF File (.pdf), Text File (.txt) or read online for free. The document provides details




### Huawei CloudEngine S5735-S-V2 Series Hybrid Optical-Electrical Switches

CloudEngine S5735-S-V2 series hybrid optical-electrical switches can be deployed at the aggregation layer of a campus network to build a high-performance, multi-service, and highly reliable enterprise



## Huawei S3700, S5700 and S6700 Switches Support Guide, Manuals

S5735-S-V2 Hybrid Optical-Electrical Switch Installation and Cable Connection Guide (Using the ES5MFMT00004 Terminal Box) S5732-H Hybrid Optical-Electrical Switch Installation and Cable




## S5700 Series Switches Product Description (V200)

Product Characteristics Huawei S5700 series Ethernet switches are next-generation energy-saving GE switches designed to provide high-bandwidth access and Ethernet multi-service aggregation.

## Huawei CloudEngine S5335-S-V2 Series Switches Brochure

It also provides enhanced Layer 3 features and mature IPv6 features. CloudEngine S5335-S-V2 switches can be used in various scenarios. For example, it can be used as an access or aggregation





## CloudEngine S5735-S-V2 Series 2.5GE Switches

CloudEngine S5735-S-V2 series 2.5GE switches are ideal for diverse scenarios such as the access and aggregation layers of enterprise campuses, and the access layer of data centers.

## Huawei S3700, S5700 and S6700 Switches Support Guide, Manuals

Find technical support and resources for Huawei CloudEngine S5735-S switches, including documentation, hardware descriptions, and troubleshooting guides.




## Huawei S3700, S5700 and S6700 Switches Support Guide, Manuals

S3700& S5700& S6700 Series CloudEngine S5735-S8P2X-IA200G1: Access product manuals, HedEx documents, product images and visio stencils.

### S5735-S24T4X

A 10/100/1000BASE-T Ethernet electrical port sends and receives service data at 10/100/1000 Mbit/s, and must use an Ethernet cable. Table 4-1408 describes the attributes of a 10/100/1000BASE-T



## Huawei CloudEngine S5735-S Series Switches Datasheet

It also provides enhanced Layer 3 features and mature IPv6 features. CloudEngine S5735-S switches can be used in various scenarios. For example, it can be used

## Huawei CloudEngine S5735-S Switch Datasheet

CloudEngine S5735-S series switches can be deployed at the aggregation layer of a campus network to build a high-performance, multi-service, and highly reliable



## CloudEngine S5735-S-V2 Series Switches , Huawei


They support wire-speed forwarding across all ports, and feature enhanced Layer 3 capabilities, simplified O& M, flexible Ethernet networking, and mature IPv6





## Campus Switches

Huawei S Series Switches fully accommodate metro core, aggregation, edge aggregation, and access networking requirements, and are capable of building an



## link aggregation (IEEE802.3ad) on Huawei S5700

Eth-Trunk interfaces configured on S5700 switch support the following features: Layer 2 forwarding and Layer 3 forwarding (unicast and multicast). Hash algorithm-based load balancing.

## How to Configure Link Aggregation on Huawei S5700 Switches?

Question Description How to configure link aggregation on S5700 switch? Solution Configuring Manual Load Sharing Mode Link Aggregation Example Network Requirements As shown in Figure 1,



## Network Switches , Huawei Enterprise

Huawei Ethernet Switches Turbocharge your enterprise network with high-performance, high-availability for resilient services and simplified management.



### **CloudEngine S5735I-S-V2 Series Switches , Huawei**

Huawei CloudEngine S5735I-S-V2 series industrial switches (DIN rail-mounted) are next-generation industrial switches that provide flexible all-gigabit access and



### **Huawei S5735 Switch: Intelligent Campus & Enterprise**

The Huawei S5735 Series answers this need as a versatile Campus Switch and Enterprise Switch, delivering rich Layer-3 features, PoE+, simplified

## **Contact Us**

---

For datasheets, pricing, or custom telecom energy solutions, please visit:  
<https://koskolong.co.za>