





Adam Tas Corridor Energy

Huawei Core Switch Parameter Introduction





Huawei Core Switch Parameter Introduction



Core Switch Functioning as the Native WAC

Core Switch Functioning as the Native WAC In the virtualization solution, if a native WAC is required for deploying wireless services, it is recommended that the border node be used as the native WAC.

Configuring the Core Switch

Configuring the Core Switch Context In this scenario, IP addresses of the interfaces connecting the core switch to the BRASs and firewalls and OSPF need to be configured on the core



CloudEngine S12700E Series Switches Datasheet

By using a next-generation cell switching architecture, CloudEngine S12700E ensures non-blocking service data forwarding on core nodes and guarantees service quality in high-concurrency, large

Ethernet Switching Configuration Commands

S1720, S2700, S5700, and S6720 V200R011C10 Command Reference This document describes all



the configuration commands of the device, including the command function, syntax, parameters, views,



Configuration Guide

They include file system commands, FTP commands, TFTP commands, XModem downloading commands, configuration file switching commands, power supply control commands, backup board

Network Switches , Huawei Enterprise

Huawei campus switches are ideal for building future-proof campus networks with simplified management, high reliability, and service intelligence, across industries



CX91x Series Switch Modules V100R001C00 Configuration Guide 09

CX91x Series Switch Modules V100R001C00 Configuration Guide 09 This document provides the basic concepts, configuration procedures, and configuration examples in different application scenarios of



HUAWEI QUIDWAY S5600 SERIES OPERATION MANUAL Pdf

It uniquely identifies a router in an AS. Page 365
Operation Manual - Routing Protocol Quidway
S5600 Series Ethernet Switches-Release 1510
Chapter 5 BGP Configuration 5.4.2 Importing
Routes With



Huawei Core Switch: Network's Beating Heart? Can Centralized

Every enterprise network has a silent dictator--the Huawei core switch. Buried in server rooms or data centers, this unassuming device governs traffic flow between departments, cloud platforms, and

Huawei Core Switch: Network's Beating Heart? Can Centralized

Every enterprise network has a silent dictator--the Huawei core switch. Buried in server rooms or data centers, this unassuming device governs traffic flow between departments,




S9700 Series Switches Product Description

S9700 Series Switches Product Description This document describes the positioning, characteristics, architecture, link features, service features, application scenarios, operation and maintenance



Wiley Online Library , Scientific research articles, journals, books

Hier sollte eine Beschreibung angezeigt werden, diese Seite lässt dies jedoch nicht zu.



Huawei Switch Configuration Guide , PDF , Network

This document provides instructions for configuring Huawei switch commands.



Native AC Solution: Core Switches Function as the Gateway for Wired

In this example, a CSS of core switches functions as the gateway for wired and wireless users on the entire network and is responsible for routing and forwarding of user services on the entire network.





S Series Campus Switches Quick Configuration.pdf

This document describes how to log in Huawei S series switches for the first time and fast configure the switches, and describes the procedures of configuring unconfigured switches in three

Master Huawei Switch Commands? Can Your CLI Skills Define

It's the difference between just having switches and truly orchestrating your network's destiny. Now, back to the core question from our title: Can Your CLI Skills Define Network Success?



What Is STP?

Introduction To prevent loops from causing broadcast storms and making the MAC address table unstable, the Spanning Tree Protocol (STP) runs switches when redundant links are used on the

Basic CLI Commands on Huawei Switch

This text is a guide detailing Basic Command Line Interface (CLI) Commands on Huawei brand switches. It provides step-by-step instructions for users to perform



Wi-Fi-based Deployment Cases -Gateway + Core Switch + Access

With the wizard-based network configuration function, the interconnection subnet, interconnection VLAN, and route between the core switch and the gateway are automatically configured, greatly improving

SME Network Solution Typical Configuration Examples

"Gateway (AR720) + Core Switch + Access Switch + AP + AR180" Networking: Huawei eKit Cloud Management "Gateway + Core Switch + Access Switch + WAC + AP" Networking: Local Entire



Configuring the Core Switch

In this scenario, IP addresses of the interfaces connecting the core switch to the BRASs and firewalls and OSPF need to be configured on the core switch, so as to implement connectivity



Native AC Solution: Core Switches Function as the Gateway for Wired

In addition, core switches are configured with the native AC function to manage APs and transmit wireless service traffic on the entire network, implementing wired and wireless convergence. Access



Switches

Switches After more than 20 years of unremitting efforts and stable development, Huawei provides extensive experience in Ethernet switches. With multiple

Huawei Enterprise Support Community

We're sorry but web site doesn't work properly without JavaScript enabled. Please enable it to continue. Loading



Huawei Switch Configuration Guide , PDF , Network

This document provides instructions for configuring Huawei switch commands. It discusses starting a configuration session, viewing different configuration modes,



forum.huawei

We're sorry but web site doesn't work properly without JavaScript enabled. Please enable it to continue. Loading



Dell+Huawei Core switch Connectivity , DELL

In a perfect world you would ideally use all Dell, that is so you could have the two core switches use VLT, but with the introduction of the Huawei VLT

Data Center Switches

Data Center Switches CloudEngine Data Center Switches -- Ethernet switches widely used in diverse applications and in different network sizes, in both data





1 Huawei Core MSC HLR MGW Training

The UMG8900 can serve as an MGW in the core network, where it can interwork with other MGWs over IP, TDM or ATM bearers. The configuration of MGWs

Contact Us

For datasheets, pricing, or custom telecom energy solutions, please visit:
<https://koskolong.co.za>