



Adam Tas Corridor Energy

Iceland Export Energy Internet Low-Loss CIF Price





Iceland Export Energy Internet Low-Loss CIF Price




Iceland

These figures are based on primary energy consumption, given by the 'substitution method'. See our explainer on the different metrics used to measure energy for

Energy and CO₂ in Iceland

Energy budget, consumption and production capacities in Iceland, including a comparison with the USA. CO₂ emissions, share of renewable energies



Iceland Trade , WITS

Access Iceland's trade profile. Data includes annual and monthly exports and imports, tariffs, foreign direct investment (FDI), global value chain (GVC) participation, and the Services Policy

Iceland Trade Statistics , WITS

Iceland Trade Statistics including exports and imports by partner and products, tariffs and relevant development indicators.



Renewable Energy

Iceland continues to lead the renewable energy sector, harnessing its geothermal and hydroelectric resources to achieve sustainability and energy independence.



CIF Incoterm Explained , Cost, Insurance & Freight , DF

Simplify your shipping with CIF. Discover the cost, coverage, and control behind the world's most used Incoterm in this smart DF Alliance guide.



Iceland Trade Summary 2021 , WITS , Text

Exports and imports of Iceland in 2021 are below, along with number of countries and products The total value of exports (FoB) was 5,974 million. The total value of imports (CIF) was 7,838 million. At the





ENERGY PROFILE Iceland

primary energy supply. Energy trade includes all commodities in Chapter 27 of the armonised System (HS). Capacity utilisation is calculated as annual generation divided by year-end



Statistics

The Central Bank publishes statistical information on the Icelandic economy on the Statistics page of its website. Statistics are published in accordance with a predetermined schedule and are posted at

Internet in Iceland

Internet service providers in Iceland use filters to block Web sites distributing child pornography. Iceland's ISPs in cooperation with Barnaheill--Save the Children



Electricity Prices for Iceland

Current and historical electricity prices for Iceland. Hourly price data from ENTSO-E.



Electricity costs of energy intensive industries in Iceland - a

Against this background, the Icelandic Government has approached Fraunhofer to study the impact of electricity prices on the competitiveness of their energy intensive industries.




Iceland Trade , WITS

Access Iceland's trade profile. Data includes annual and monthly exports and imports, tariffs, foreign direct investment (FDI), global value chain (GVC) participation, and the Services Policy

Iceland Trade Summary , WITS Data

To smooth fluctuations in prices and exchange rates, a special Atlas method of conversion is used by the World Bank.





Iceland Imports: cif , Economic Indicators , CEIC

Iceland Imports: cif data is updated weekly, averaging 13,922.504 ISK mn (Median) from Jan 2019 to 01 Jun 2020, with 74 observations. The data reached an all-time high of 22,782.634 ISK mn in 01 Jul

IEA - International Energy Agency

This new online resource monitors final investment decisions for new LNG export projects and provides data on liquefaction capacity additions through 2030, based on projects that are currently under



market for electricity, low voltage

This product represents electrical energy measured in kWh. If electricity is taken from a market for electricity, the transmission infrastructure, country-specific losses and transformation losses (for

Iceland energy outlook for sustainable aviation fuel

Geothermal energy plays a significant role in Iceland's energy mix, both in electricity generation and district heating. However, although Iceland has limited fossil fuel consumption, almost all transport in




Energy prices

Price and volume measures of inbound tourism expenditure - ex Time use survey - ex Media and Culture Barometer 2023 - ex Open data access

Trade in goods in the year 2023

The largest trading countries in imports of goods in 2023 were Norway, Germany and China. The value of imports from countries within the EEA



Iceland: household electricity prices 2024, Statista

In Iceland, electricity prices for households with a consumption between 2,500 and 5,000 kilowatt-hours averaged 18.14 euro cents per kilowatt-hour in the second



Government of Iceland , Energy

In 2015, the total electricity consumption in Iceland was 18,798 GWh. Renewable energy provided almost 100% of electricity production, with about 73% coming



Iceland Export Prices

This page provides the latest reported value for - Iceland Export Prices - plus previous releases, historical high and low, short-term forecast and long-term

Iceland

Energy imports and exports Imports, particularly of fossil fuels like oil, natural gas and coal, make up an important part of the energy supply in many countries.



OUR ENERGY

It our hope of Iceland's that this energy contribute to informed contribute discourse welfare about Tryggvason Christensen commissioned by provided Federation technical at of Icelandic & Industries



CIF Incoterms 2025: Complete Guide for Global Shipping

Learn about CIF Incoterms, covering costs, insurance, and freight responsibilities in international trade.



Internet in Iceland explained

Internet service providers in Iceland use filters to block Web sites distributing child pornography. Iceland's ISPs in cooperation with Barnaheill--Save the Children Iceland participate in the

Iceland

Iceland - Market Overview Discusses key economic indicators and trade statistics, which countries are dominant in the market, the U.S. market share, the political situation if relevant, the top reasons why





Trade in goods

Indices of price and volume for external trade in goods Price and volume indices for imports and exports 2001-2021 Exports by commodities (SI classification) and countries 2002-2014 Exports by branches

Economy of Iceland

The presence of abundant electrical power due to Iceland's geothermal and hydroelectric energy sources has led to the growth of the manufacturing sector.



Contact Us

For datasheets, pricing, or custom telecom energy solutions, please visit:
<https://koskolong.co.za>