



Adam Tas Corridor Energy

KVM switcher screen is black






Overview

When using a KVM switch to transfer KVM signals, a black screen can be caused mainly by the insufficient power supply, cable issues, compatibility, EDID emulation, and hardware updating. This guide helps you troubleshoot common issues with KVM switches and provides solutions for getting dual monitor setups working. You'll also learn when it might be time to upgrade to a more reliable, feature-packed KVM switch like Avico's. What causes that?

In this article, we will explore the possible reasons and tell you how to transmit the KVM signals successfully. A KVM switch brings a cost-effective and convenient way to manage our daily work and entertainment. iNet KVM, you may encounter a blank (white or black) screen issue as shown below.



KVM switcher screen is black



KVM Switch

KVM Switch - Screen Black When Switching From Windows VM Back to Linux Host Hey, everyone. I recently got GPU passthrough working to get a nice hardware accelerated Windows instance going

KVM switch works on two PCs but gives black screen when switching

The blank screen issue is caused by the DP KVM switch does not provide DP EDID emulation and EDID feed to all connected systems at the same time. It's not a DDM-class KVM switch.



8 Port KVM Switches

8 port KVM switches offer a streamlined solution for managing multiple computers from a single console, making them ideal for businesses, IT departments, and

KVM Mode connects, but all I get is a black screen

Yesterday when I tried to use KVM mode to connect to connect to another computer that has



a display, it connected, however, it would only display



Dual/Triple Monitor KVM Switch Black Screen

Before the cross-test, PC1 faced the issue of a black screen, while PC2's display worked properly. PC1--->KVM PC1 Input--->(Black monitor) PC2



Fix KVM Switch Issues: How to Solve Monitor Problems

Quick fixes for KVM switch monitor not working. Learn how to resolve common monitor issues including detection problems, switching delays, and



How Bars Can Use KVM Switches for a Better World Cup Viewing

A KVM switch is more useful when staff need to control multiple source devices and decide which system should be active in the control workflow. It should also not be confused with a full





Second monitor black after using the KVM briefly

I have a Tesmart KVM Switch and 2 Monitors as well as 3 devices that are connected to that KVM Switch. When i switch between devices and come back to a running KDE session, i notice

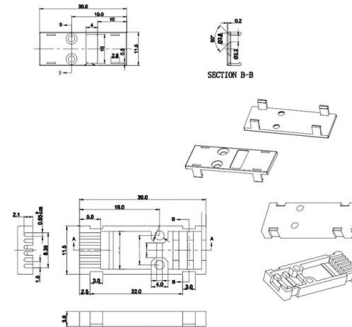


What May Cause A Black Screen When Transmitting

When using a KVM switch to transfer KVM signals, a black screen can be caused mainly by the insufficient power supply, cable issues,

Screen blinks/ flashes while switching monitor due to KVM + DP

A few observations: If I switch off my KVM, the issue goes away. If I unplug the hdmi cable from my monitor, the issue persists but only does the "black, image, black, image" once. If I



Dual/Triple Monitor KVM Switch Black Screen Troubleshooting

For situations where all monitors show a black screen, we have provided possible troubleshooting issues below. Please refer to the following suggestions for assistance, If the issue



Common Problems with KVM Switch & Solutions (PART

However, when using a KVM switch, you may encounter some common issues. We will now introduce some of these problems and provide




Dual/Triple Monitor KVM Switch Black Screen Troubleshooting

Firstly, Please try connecting the black-screen monitor directly to the computer (bypassing the KVM) and check if the issue persists. If the monitor still has no image, it suggests that

Blank Screen when switching KVM switch

For the time being, I suggest shutting down the Laptop completely before switching and then switch before turning on the Desktop machine. An alternative is to disconnect the KVM.





ElectroCore KVM Switch 3 Monitors 4 Computers HDMI

About This ?HDMI + DP 3 Monitors KVM Switch?This is a perfect 3 monitors KVM switch for DP and HDMI ports device to share keyboard mouse and monitor. When in copy mode the main screen can

What May Cause A Black Screen When Transmitting

Conclusion When using a KVM switch to transfer KVM signals, a black screen can be caused mainly by the insufficient power supply, cable issues,



KVM switch works on two PCs but gives black screen when

The blank screen issue is caused by the DP KVM switch does not provide DP EDID emulation and EDID feed to all connected systems at the same time. It's not a DDM-class KVM switch.


Blank screen displayed in GLKVM

Log in to your KVM, go to Settings -> Video -> Transfer and set the transfer mode to Direct. If the problem persists, check the possible causes listed below one by one.



Belkin KVM causes black screen

I refused and asked to have it escalated, because the port worked fine with a different computer (You tell me how switching the KVM is going to fix that). Anyway once I was escalated I got



Intermittent Video Artifacts and Black Screen

I am experiencing my screen flashing black and digital artifacts appearing on my on 34" Ultrawide Samsung Odyssey G5 monitor. I am running the monitor at 60hz for testing as opposed to



KVM Flickering Fix


Troubleshoot KVM flickering and display errors with our step-by-step guide. Fix blank screens and get your dual monitor setup working smoothly.





ElectroCore KVM Switch 2 Monitors 4 Computers HDMI

About This ?HDMI + DP Port KVM Switch?This is a perfect 2 monitors KVM switch for DP and HDMI ports device to share keyboard mouse and monitor. When in copy mode the main screen can be



Global IT Products & Network Solutions Provider , Black Box

Black Box provides cutting-edge IT solutions and technology products to businesses worldwide, ensuring innovative and reliable services for global digital transformation.

Dual/Triple Monitor KVM Switch Black Screen Troubleshooting

This usually happens when the monitor's optimal resolution refresh rate is higher than the KVM's optimal resolution refresh rate. "To confirm this problem, you can judge by comparing the



Troubleshooting monitor problems when connected to a KVM switch

Use this procedure to diagnose monitor problems when the monitor is connected to a KVM switch on a 1x8 or 2x8 Console Manager.



ElectroCore KCEVE USB 3.0 HDMI2.1 KVM Switch 2 Monitors 2

For best performance, use 8K-certified HDMI cables under 1 meter to prevent flickering or black screen issues. We offer a 12-month after-sales service and lifetime technical support for our 8K KVM 2



Contact Us

For datasheets, pricing, or custom telecom energy solutions, please visit:
<https://koskolong.co.za>