



Adam Tas Corridor Energy

Laser Diode Characteristic Curve





Overview

One of the most commonly used and important laser diode specifications or characteristics is its L/I curve. This plots the drive current supplied on the horizontal axis against the light output on the vertical axis. The light-current-voltage (L-I-V) sweep test is a fundamental measurement that determines the operating characteristics of a laser diode (LD). Laser diodes (LD) are semiconductor devices that convert electrical energy into high-power optical energy. We look at I-V characteristic curves for 3 different diodes in butterfly package using the Koheron CTL200 digital laser controller (type 1, 600 mA laser current). The point is exactly the plural form "Rate Equations", because a unique form does not exist. Gain, optical power, threshold, efficiency, and in general all quantities that are relevant for characterizing and monitoring such devices are referred to different representations of injection: separation.



Laser Diode Characteristic Curve




Laser diode and its L/I characteristic

Chapter: Electronic Devices and Circuits : PN Junction Devices Laser diode and its L/I characteristic A laser diode, or LD, is an electrically pumped semiconductor

Experiment No. (6) Laser diode characteristics

Measuring operating characteristics for a diode laser, including threshold current, output power versus current, and slope efficiency. Theory: Diode lasers have been called "wonderful little devices." They



BYJU'S Online learning Programs For K3, K10, K12,

Laser diodes are widely used in various devices like barcode readers, laser printers, security systems, fibre optic communications etc. In this article, we will learn

(PDF) Diode Laser Characteristics

The temperature dependence of laser properties was explored using a diode laser and Peltier cooler. Threshold currents were calculated at



Laser Diode Characteristics Experiment , PDF

The document provides information about laser diode characteristics and how to experimentally determine the V/I and L/I curves of a laser diode. It describes the



Laser Diode Basics , Springer Nature Link

The optical characteristics of laser diodes are summarized. The electrical, mechanical and temperature characteristics of laser diodes are briefly summarized. Vendors and distributors for laser



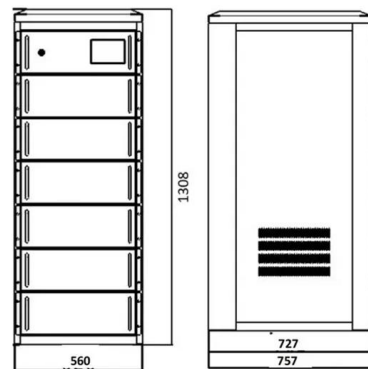
Laser Diode Characterization and Control

Support: (877)835-9620 Mon.-Fri. 5am - 5pm PST
Contact Us Investors Return Policy Careers Check
Order Status Visa/MasterCard Accepted



Laser Diode

A Laser diode can generate a concentrated beam of laser light with similar wavelengths. This property makes laser beams very bright and focused on a tiny



Chapter 1 Laser Diode Basics

Abstract The optical characteristics of laser diodes are summarized. The electrical, mechanical and temperature characteristics of laser diodes are briefly summarized. Vendors and distributors for laser

Parameter Overview of Laser Diodes by Dr. Kamran S.

Perhaps the most important characteristic of a laser diode to be measured is the amount of light it emits as current is injected into the device. This generates the

MORE CASES PRESENTATIONS






Characterization of Laser Diode and Its Challenges

In this white paper, we discussed what an LIV Test for laser diodes is and the significance of L-I-V test in detecting defects in early production stages. We also discuss the measurement

Laser Diode Specifications & Characteristics Explained

One of the most commonly used and important laser diode specifications or characteristics is its L/I curve. This plots the drive current supplied on the




Laser Diode Control Fundamentals

The most important laser diode characteristic is how its light output power (L) responds to injected current (I). This is referred to as the L-I curve (see Figure 2).

Microsoft PowerPoint

G-J Curve and Related Parameters For a quantum-well laser lasing from only the first quantized electron and hole subbands, we use the empirical logarithmic formula for the peak gain-current density relation J



Laser Diode Characteristics, Precautions for Use and Drive Circuit

This is a document on the fundamentals of laser diodes explains the characteristics of laser light, package structure, and how to read the characteristics. Examples of laser diode driving circuits and



Laser Diode

V-I Characteristic of Laser Diodes The V-I characteristics curve shows the relationship between the voltage across the laser diode and the current flowing



DS-04993 Ap Note 1

Perhaps the most important characteristic of a laser diode to be measured is the amount of light it emits as current is injected into the device. This generates the Output Light vs. Input Current curve, more





Lasers: Understanding the Basics

Direct diode lasers, in particular, offer the lowest cost per watt of any industrial laser type, as well as the lowest operating costs, due to their high electrical efficiency.



510nm Super luminescent Diode (SLD) Laser Diode-LD-PD PTE. LTD.

The PL-SLD-510-A-A81 510nm Superluminescent Diodes bridge the gap between Laser Diodes and Light Emitting Diodes. Like an LD, the SLD provides a high optical output power. LD-PD's SLD

Laser Diode Control Fundamentals

The most important laser diode characteristic is how its light output power (L) responds to injected current (I). This is referred to as the L-I curve (see Figure 2).



Laser Diode Characterization and Its Challenges , Keysight

This white paper discusses the characterization of laser diode theory and the challenges the test engineer faces.



(PDF) Diode Laser Characteristics

PDF , The temperature dependence of laser properties was explored using a diode laser and Peltier cooler. Threshold currents were calculated at



Laser diode characteristics

This paper aims to rewrite the Rate Equations for a laser diode focusing on the voltage V as the main reference parameter. Nothing of laser physics is modified, but the choice is proven to greatly unify

Laser Diode Characteristics

Laser Diode Threshold The above figure shows a laser diode's output optical power versus injected electrical current - P/I Curve. As we can see, the output optical





Laser I-V characteristic curve measurement

We look at I-V characteristic curves for 3 different diodes in butterfly package using the Koheron CTL200 digital laser controller (type 1, 600 mA laser)

Characterization of Laser Diode and Its Challenges

It is an important process to determine the quality and performance of the laser diode through validating the "performance linearity" before it passes through production and goes to



Parameter Overview of Laser Diodes by Dr. Kamran S.

Dynamic Series Resistance: The series resistance of the laser diode is typically determined through calculating the derivative of the voltage versus injection

Laser Diode Characteristics, Precautions for Use and Drive Circuit

Laser diodes (LD) are semiconductor devices that convert electrical energy into high-power optical energy. These devices are currently used in the fields of telecommunications and medicine and in



What is a Laser Diode? Definition, Construction, Working

The figure below shows the characteristic curve of a laser diode: Here, horizontal line denotes current and vertical line shows the optical power of light produced.

Exp. No. 2 P-I Characteristics of Laser Diode (LD)

Discussion Comment on your results Why we use the laser diode in optical communication rather than the other types of laser? Explain the relation between the injection current and temperature and



Contact Us

For datasheets, pricing, or custom telecom energy solutions, please visit:
<https://koskolong.co.za>