




Adam Tas Corridor Energy

Low-voltage busbar bridge measurement





Low-voltage busbar bridge measurement



Bus Bar Design for High-Power Inverters

The data of voltage spike during turn-OFF transient is obtained experimentally, and it is plotted in Fig. 22. Utilizing the calculation method illustrated in previous section, the estimated voltage spike and

Analysis of Vibration and Acoustic Radiation

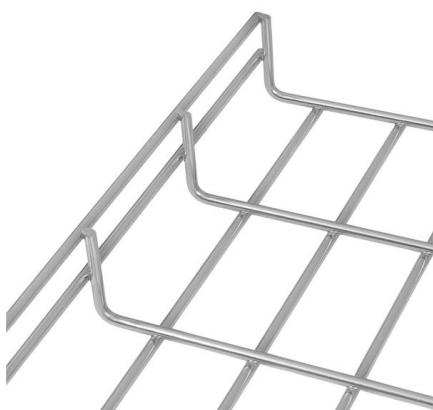
The numerical simulations for predicting the operation noise of three-phase low voltage and heavy current busbar bridge under electromagnetic force

Mesh door/glass door optional



Sp-601 glass door

Sp-602 mesh door



Busbar design application note

Disadvantage: The busbar occupies one channel.
Note: Negative voltage may be generated when the battery is discharged. The negative voltage limit for every channel is -0.3 V. If this voltage is

Research on Noncontact Voltage Measurement Method for Three

An NC voltage measurement system, dedicated to three-phase busbar in low-voltage distribution



cabinets, is designed, and the system includes three-phase capacitively coupled voltage sensor, a



(PDF) Bus Bar Design for High-Power Inverters

The busbar is usually designed for a 30 o C self-heating temperature allowance . More detailed thermal modeling, optimization, and simulation can



±100-A Busbar Current Sensor Reference Design Using Open-Loop

Description This complete, busbar assembly reference design offers a non-invasive (isolated and lossless) current measurement solution up to ±100 A. This assembly includes a busbar with a circular




Transient analysis of electrodynamic forces in low-voltage compact

The paper concerns the effects of electrodynamic forces that act on the current paths of the industrial low-voltage busbar. This work is composed of experimental and simulation sections.



Methodology for Specifying Bus Bars in High Density

The evolution of high-density power converters brings harsher constraints to the converters introducing technical issues for bus bar designers.

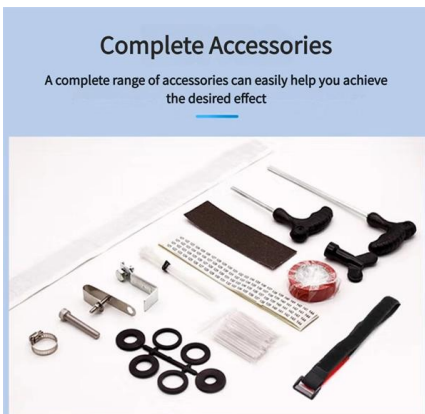


Research on Noncontact Voltage Measurement Method for Three

An NC voltage measurement system, dedicated to three-phase busbar in low-voltage distribution cabinets, is designed, and the system includes three-phase capacitively coupled voltage

Bus-bar Design for Silicon-Carbide based Medium Voltage Full-bridge

The advancement in SiC technology is helping to achieve high efficiency and high power density in medium voltage high power applications. SiC comes with various challenges due to fast



Technical Application Papers No.11

Technical Application Papers No.11 Guidelines to the construction of a low-voltage assembly complying with the Standards IEC 61439 Part 1 and Part 2



Voltage measurement at busbars , Download Scientific

3) The measurement of the conducted disturbance at the busbar was realized by a special measurement plug, working as a broad band capacitive voltage divider



Layout 1

The Kelvin Bridge is a variation of the Wheatstone bridge which enables low resistances with the smallest resolution of 1mΩ to be measured. The measurement to 1kΩ The limitations of the Kelvin

Catalog Extract LV 10 · 10/2022

Our busbar systems for electrical installations offer a particularly easy way of fitting distribution systems with electrotechnical components. The modular design saves space, while quick assembly contacts




±100-A Busbar Current Sensor Reference Design Using Open-Loop

This method also eliminates high-voltage concerns due to isolating through the magnetic field. This reference design provides instruction for measuring current through a busbar by measuring the



Investigation of Busbar-Structure for High Power Converter

Abstract In high power converter design, low-inductance busbar connecting DC capacitors and power devices is main concern to improve the quality of the whole power electronics system. This paper



Design of Low Inductive Busbar for Fast Switching SiC

Abstract--This paper explains the importance of low inductive busbar for utilizing the fast switching feature of SiC modules. A 3D FEM model of the busbar is built using Ansys Q3D extractor. The

Guide to Low Voltage Busbar Trunking Systems Verified to BS EN

The object for this guide is to provide an easily understood document, aiding interpretation of the requirements to which Busbar Trunking Systems are designed and how they should be safely





Electrodynamic Forces in Main Three-Phase Busbar System of Low

In this work, authors focused on confirming the thesis that the use of FEA numerical analysis employing the ANSYS software 2023 provides accurate calculation results regarding the

TPEL2691668

Typical problems caused are measurement errors in sensors, false control signals, and interference in the gate voltages of switching devices . Excessive noise can deteriorate control, reduce efficiency




BUSBAR PROTECTION

The under-voltage function senses voltage collapse during short circuit on a busbar. In case of current transformer circuit failure in a bay the missing current will cause differential current in the measuring

High Power Converter Busbar in the New Era of Wide

The busbar is crucial in high-power converters to interconnect high-current and high-voltage subcomponents. This paper reviews the state-of-the-art






Numerical analysis on the short-circuit withstanding

The short-circuit withstanding performance of busbar system is one of the most important safety indexes for low-voltage (LV) switchgear. The resonance

Design and installation of low voltage busbar trunking

Cable jointer not required. Busbar trunking systems may be dismantled and re-used in other areas. Busbar trunking systems provide a better



Analysis of Vibration and Acoustic Radiation Characteristics of Busbar

The numerical simulations for predicting the operation noise of three-phase low voltage and heavy current busbar bridge under electromagnetic force are described. A 3D FEM structural

Numerical analysis on the short-circuit withstanding

Four typical busbar system arrangements in LV switchgear are




Flexible Busbar Solution for High Current Density Applications

Abstract-- As power demand usage at datacenters and other facilities like nuclear power plants, battery energy storage systems, telecommunications and industrial facilities increases exponentially, the use



Numerical analysis on the short-circuit withstanding performance of

Four typical busbar system arrangements in LV switchgear are chosen for the research. Their resonance characteristics and mechanical response are compared and related influencing factors



Numerical analysis on the short-circuit withstanding

The short-circuit withstanding performance of busbar system is one of the most important safety indexes for low-voltage (LV) switchgear. The resonance



Contact Us

For datasheets, pricing, or custom telecom energy solutions, please visit:
<https://koskolong.co.za>