



Adam Tas Corridor Energy

Low-voltage busbar operating temperature standard





Overview

IEC 61439 establishes comprehensive design rules for low voltage switchgear assemblies up to 1000V AC or 1500V DC, mandating verification of temperature rise limits, short-circuit withstand strength, dielectric properties, and protection against electric shock through testing . IEC 61439 is a standard developed by the International Electrotechnical Commission (IEC) that covers design verification for low-voltage electrical products and assemblies. 7 cycles of 24 h each to salt mist test according to IEC 60068-2-11; (Test Ka: Salt mist), at a temperature of (35 ± 2) °C. Guide to Low Voltage Busbar Trunking Systems Verified to BS EN 61439-6 Guide to Low Voltage Busbar Trunking Systems Verified to BS EN 61439-6 November 2014 Guide to Low Voltage Busbar Trunking Systems Verified to BS EN 61439-6 Companies involved in the preparation of this Guide Acknowledgements.



Low-voltage busbar operating temperature standard




IEC 61439 standard for low voltage switchgear and

IEC 60439, the standard for low-voltage switchgear and controlgear assemblies, was under restructuring from the last decade. The new series of IEC

Guide to Low Voltage Busbar Trunking Systems Verified to BS EN

Guide to Low Voltage Busbar Trunking Systems Verified to BS EN 61439-6 5 Busbar Trunking System : An enclosed electrical distribution system comprising solid conductors separated by insulating



2016_Guide_IEC_EN61439_en_98171 000_5_2016 dd

Describes operating conditions, assembly requirements, technical properties and requirements, as well as verification options for low-voltage switchgear assemblies and lists the terms used.

2016_Guide_IEC_EN61439_en_98171 000_5_2016 dd

Guide 61439 for the practice: 5 steps to a standard-conforming switchgear assembly The



guide lists the process of design, assembly and documentation of a low-voltage switchgear assembly in the order of

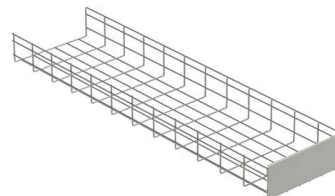


3 key changes in the new AS/NZS 61439 electrical

In the previous AS/NZS 3439.1 the temperature rise limits for all components and busbar systems within the enclosure was 105°C. The new standard sets a

IEC 61439 Standards-R1

Rated operational voltage U_e The rated operational voltage of an equipment is a value of voltage which, combined with a rated operational current, determines the application of the equipment and to which



Current load capacity of copper and aluminium busbars

A diagram of these temperatures allowing to determine the correction factor for copper busbars is given in DIN 43671 standard. It enables us to



IEC Standard For Busbar Sizing: Complete Guide To

Learn the IEC standard for busbar sizing as per IEC 61439, including current-carrying capacity, temperature rise limits, and design criteria for safe and



Summary This specification covers the electrical characteristics and general requirements for a continuous open channel, low voltage busbar/busway system. The system shall be designed

IEC 61439 Busbar Standard: A Guide to Low-Voltage

IEC 61439 is a standard developed by the International Electrotechnical Commission (IEC) that covers design verification for low-voltage



Thermal Analysis of Busbars from a High Current Power

Temperature rise variation against busbar length for different cross-section busbar values. Comparison between calculated values thlc and



Guide to Low Voltage Busbar Trunking Systems Verified to BS EN

The data published by the manufacturer for voltage drop is based on worst-case conditions i.e. with the BTS at a temperature resulting from full-load current and an ambient temperature of 35°C.



IEC 61439 Compliance for Busbar Systems

The document discusses the IEC 61439 standard for electrical busbar systems. It provides background on the standard and its importance for safety. It explains

How to Size Busbars for Temperature Rise: IEC 61439

Learn to calculate busbar cross-sectional area using current density and temperature rise limits with IEC 61439-1 framework, realistic examples, and common engineering mistakes to avoid.





IEC 61439-1 and IEC 61439-6 Testing Procedure and

This three-part webinar series will take a deep dive into IEC 61439-1 and 61439-6 that defines the service conditions, construction requirements, technical

Section 7 Switchgear and controlgear assemblies


7.1.1 Switchgear and controlgear assemblies and their components are to comply with the following standards, as appropriate for the nominal voltage, and amended where necessary for ambient



LED DISPLAY PANEL

CURRENT STATUS CLEARLY VISIBLE

IT CAN CLEARLY SHOW THE CURRENT STATUS AND VOLTAGE STATUS, WITH EFFICIENT OPERATION AND RAPID RESPONSE.



IEC Standard For Busbar Sizing: Complete Guide To

IEC Standard for Busbar Sizing The International Electrotechnical Commission (IEC) issues globally accepted standards that promote safety and

Implementation of standard IEC 61439

The IEC 61439 series of standards sets out the regulations for power distribution boards as well as assemblies for power distribution in public networks, construction sites, and for prefabricated busbar



Bus Bar Design for an Electrical Switchboards

Standards such as IEC 61439 for "low-voltage switchgear and controlgear assemblies" define allowable temperature rise limits for bus bar systems. The said limits can be referred to from



IEC 61439 Standards-R1

The test shall be carried out according to IEC 60068-2-2 Test Bb, at a temperature of 70 °C, with natural air circulation, for a duration of 168 h (7 days) and with a recovery of 96 h (4 days).



Agrawal-28New

Busbars so sealed can be operated at temperatures higher than 90 oC (see Section 28.5.1). It is however advisable to choose higher cross-sectional area of busbars to keep the heat loss low (loss a





IEC 61439 Low Voltage Switchgear Design: Complete 2026 Guide

Master IEC 61439 low voltage switchgear design. Learn temperature limits, short-circuit verification, and separation forms in this guide for engineers.



What is the maximum temperature that the low-voltage copper busbar

Generally, low voltage busbars are made of high-quality copper that can withstand temperatures up to 90°C without significant damage or loss of performance. However, in order to

How to Size Busbars for Temperature Rise: IEC 61439

Busbar undersizing for temperature rise causes conductor overheating that degrades insulation, increases contact resistance at joints, and accelerates material aging. When busbars exceed their



IEC 61439 standard for low voltage switchgear and

Introduction to IEC 61439 IEC 60439, the standard for low-voltage switchgear and controlgear assemblies, was under restructuring from the last



Busbars and Connectors in HV and EHV installations

LV Busbar Trunking Systems In low-voltage installations, busbar trunking systems offer a cost-effective solution for power distribution, supplying multiple devices



Tests on low voltage busbars

We carry out full electrical type tests on low voltage busbars in accordance with the IEC 61439-6 Standard to ensure that the products comply with regulatory

Technical Requirements of Busbars And Current Carrying Parts of LV

Busbar supports should be made of slotted first grade "Bakelite" or glass fibre reinforced polymer able to withstand minimum operating temperature of 110°C. All connections in current carrying parts shall be





Contact Us

For datasheets, pricing, or custom telecom energy solutions, please visit:
<https://koskolong.co.za>