




Adam Tas Corridor Energy

Low-voltage dense busbar power frequency withstand voltage





Low-voltage dense busbar power frequency withstand voltage




Ensure Short Circuit Withstand Strength in Low Voltage

For a low-voltage electric switchboard, this means a loss of power availability. For a building which the switchboard services, it could mean a

Flexible Busbar Solution for High Current Density Applications

As power demand usage at datacenters and other facilities like nuclear power plants, battery energy storage systems, telecommunications and industrial facilities increases exponentially, the use of



Distinguishing High and Low Voltage Busbars

Voltage Level High Voltage Busbars: Typically refer to busbars with a rated voltage of 1kV and above, including common voltages such as 10kV, 35kV, and 110kV. They are primarily used in power



Understanding Voltage Ratings for Busbar Insulators

Withstand voltage (both power frequency and impulse) represents the higher voltage levels the



insulator can endure during testing or transient events




Comprehensive Analysis of Low Voltage Busbar

Explore the design, materials, and applications of low voltage busbar insulators in modern electrical systems. Learn about their performance,

MODUTEC IEC 61439 Presentation

9.1 Power frequency withstand voltage System having temporary over-voltages (Duration: Several seconds) Conducted for Main Circuits and Auxiliary Circuits. Test Voltage depends upon Rated



IEC 61439 Standards-R1


Rated Impulse withstand voltage U_{imp} Rated impulse withstand voltage, referred to as U_{imp} , is the peak value of an impulse voltage of prescribed form and polarity that the equipment is capable of





OHM Energy

Suitable for rated current upto 5000 AMPS with short time withstand current of upto 100kA for 3 sec. Designed as per IS 8623-1993 / IEC 60439. Technical



Busbar Systems Design Guide for Industrial Panels

Busbar systems are the backbone of industrial low-voltage panels, switchboards, and distribution assemblies. A correctly designed busbar arrangement delivers high current density, compact

(PDF) Busbar Design for High-Power SiC Converters

This paper also presents optimized busbar designs for both module-based and discrete device-based SiC high-power converters, comparing various SiC power module packages and



(PDF) Extensive review on Laminated bus bar for low

The busbar is crucial in high-power converters to interconnect high-current and high-voltage subcomponents. This paper reviews the state-of-the-art



**2016_Guide_IEC_EN61439_en_98171
000_5_2016 dd**

Step 5 Declaration of CE conformity (check lists)
 HENSEL, as the system manufacturer, supports
 panel builders with this guide to design and
 assemble safe low-voltage switchgear
 assemblies according to



Vertiv PowerBar HPB

10.5.3 Effectiveness of the Assembly for External
 Faults 10.9.2 Power Frequency Withstand
 Voltage 10.9.3 Impulse Withstand Voltage 10.2.7
 Marking 10.2.101 Ability to Withstand Heavy
 Mechanical



**Guide to Low Voltage Busbar
 Trunking Systems Verified to BS EN**

The object for this guide is to provide an easily
 understood document, aiding interpretation of
 the requirements to which Busbar Trunking
 Systems are designed and how they should be
 safely





Flexible Busbar Solution for High Current Density Applications

Abstract-- As power demand usage at datacenters and other facilities like nuclear power plants, battery energy storage systems, telecommunications and industrial facilities increases exponentially, the use

(PDF) Power frequency withstand voltage type testing

The obtained thermal model can be used to analyse the thermal behaviour of busbars in steady-state conditions at different values of the electric



L& T Current Trend.pmd

3. Power frequency withstand voltage The values of dielectric test voltage are reduced corresponding to rated insulation voltage (Refer Table 3)

The most common type tests required for medium and

1.1 One-Minute Dry-Power Frequency Voltage Withstand Test This test is carried out to verify the capability of the equipment to withstand the power



Power Frequency Testing of MV Switchgear

This document discusses type testing and FEM analysis of the busbar compartment for a medium-voltage switchgear. A new busbar geometry is proposed for an

Guide to Low Voltage Busbar Trunking Systems Verified to BS EN

Busbar trunking systems to BS EN 61439-6 are designed to withstand the effects of short-circuit currents resulting from a fault at any load point in the system, e.g. at a tap-off outlet or at the end of a busbar




Bus Assembly Testing

Note that the test voltage used may be limited by the output capability of the test equipment. In this case a reduced test voltage for an extended duration as specified in Table 11.1 of AS 2067 may be used.



IEC 61439 Standards-R1

Rated impulse withstand voltage, referred to as U_{imp} , is the peak value of an impulse voltage of prescribed form and polarity that the equipment is capable of withstanding without failure under



Implementation of standard IEC 61439

Test each type of circuit in the assembly to ensure: o power-frequency withstand voltage, o impulse withstand voltage. Via dielectric test, verify that there is no puncture or flashover between phases

IEC 61439 Low Voltage Switchgear Design: Complete 2026 Guide

Master IEC 61439 low voltage switchgear design. Learn temperature limits, short-circuit verification, and separation forms in this guide for engineers.



Technical Application Papers No.11 Guidelines to the construction

It is the value of frequency to which the operating conditions are referred; $\pm 2\%$ variations are accepted. Where the circuits of an assembly are designed for different values of frequency, the rated



Understanding Busbars: Types, Applications, and

Discover everything about busbars in our comprehensive guide. Learn about the types, applications, and advantages of busbars in modern electrical



Dielectric Testing of Busbars: A Practical Guide for

Busbars are critical components in electrical distribution systems, used to conduct large amounts of current and distribute power between electrical

Catalog Extract LV 10 · 10/2022

Our busbar systems for electrical installations offer a particularly easy way of fitting distribution systems with electrotechnical components. The modular design saves space, while quick assembly contacts





Contact Us

For datasheets, pricing, or custom telecom energy solutions, please visit:
<https://koskolong.co.za>