



**Adam Tas Corridor Energy**

# **One KVM switcher is responding while the other is not**





## Overview

---

Solution: First, check if the switch's power indicator light is on and ensure the power source is properly connected. This guide helps you troubleshoot common issues with KVM switches and provides solutions for getting dual monitor setups working. You'll also learn when it might be time to upgrade to a more reliable, feature-packed KVM switch like Avico's. But, first computer show an error "no input signal detected" with both input connection of switch.



## One KVM switcher is responding while the other is not

---

### KVM switch doesn't work for one computer only



Check your KVMs manual for acceptable ranges. Many modern graphics cards can put out really high refresh rates for lower resolutions on VGA/analog connections, which might be the source of your

### KVM switch doesn't work for one computer only

And even both computer lines connected to switch works fine with other computer. I can not figure out what could be the reason as switch works fine with its both connections with other computers.



### Why Isn't My KVM Switch Working? Let's Troubleshoot!

Before giving away the money, you may wonder if this KVM switch would work as you like and what troubles you may

### KVM Switches General Troubleshooting , StarTech

You can test to make sure that the following components are working correctly and are not



the source of the issue: Video cables KVM switch  
Video source (such as




## Common Problems with KVM Switch & Solutions (PART

Also read: Common Problems with KVM Switch & Solutions (PART ONE) Problem 8: Press the button on the KVM switch and fail to switch.  
Solution:

## KVM switch works on two PCs but gives black screen when switching

The blank screen issue is caused by the DP KVM switch does not provide DP EDID emulation and EDID feed to all connected systems at the same time. It's not a DDM-class KVM switch.



## Common Problems with KVM Switch & Solutions (PART

However, when using a KVM switch, you may encounter some common issues. We will now introduce some of these problems and provide



## KVM troubleshooting in six simple steps

KVM troubleshooting starts with checking the logs and then identifying whether the problem is with the KVM service or the VMs themselves. Follow these steps to further isolate and fix

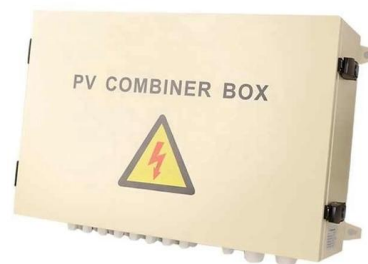


### Question

It has been working with a 1920x1080 60Hz monitor and through the KVM switch earlier. Any idea why one computer can connect and the other not through the KVM switch although they

## KVM Switches Individual Computer / Port Issue , StarTech

There are four troubleshooting actions that you can try if some but not all of the ports and your computer are working with the KVM switch. To determine if a specific cable is the source of the problem, switch



### KVM Switch Not Working!?

Actually, I have a USB KVM switch and the USB ports where the mouse and keyboard plug in are labeled and must be connected to the correct devices. It looks like only the keyboard USB



## Question

It doesn't always happen, but when it does, a complete restart is required. I try plugged the keyboard and mouse directly into the PC (bypassing the KVM switch) but they still do not



## Troubleshooting monitor problems when connected to a KVM switch

Use this procedure to diagnose monitor problems when the monitor is connected to a KVM switch on a 1x8 or 2x8 Console Manager.

## Keyboard keys only stop working after a while, KVM switch and USB

It seems like you've already done some troubleshooting, and the issue may indeed be related to the USB-C dock or the setup with multiple adapters. There could be a few things causing






## KVM Flickering Fix

Troubleshoot KVM flickering and display errors with our step-by-step guide. Fix blank screens and get your dual monitor setup working smoothly.

## my keyboard and mouse are connected to two computers which go

Let's try a few simple steps to get your mouse working again with your KVM switch and display: Check that all cables for your mouse, keyboard, KVM, and computers are securely




## Fix KVM Switch Issues: How to Solve Monitor Problems

Quick fixes for KVM switch monitor not working. Learn how to resolve common monitor issues including detection problems, switching delays, and

## Mouse and keyboard are not working with KVM switch

My laptop is connected with the KVM-switch through a USB-c connection and a HDMI connection. Everything is working perfectly with my PC, but my mouse and keyboard does not work



### Using a KVM Switch 2nd Monitor Recognized, But Not Displaying

Hello, I am making this post to share a potential solution to a common problem. I hadn't seen this posted in any other posts that I searched, so I decided to make one for others to reference. I was having

### KVM Switch works with one computer but not the other.

KVM Switch works with one computer but not the other. I'm using a KVM switch for my personal PC and my work laptop. The work laptop is hooked up to a docking station. When switching to my PC, both



### KVM Keyboard & Mouse Not Working? Quick Fix for HDMI & USB

Verify your USB cables are firmly connected at both the KVM switch and your computers to fix keyboard and mouse connection problems. Use the provided images as a quick visual reference to easily



## Article: Why are my keyboard and mouse not working on my KVM switch?

This article was created from a community discussion by @MattS The USB ports on a KVM switch act like a USB hub. Therefore, KVM switches require both a video cable and a USB

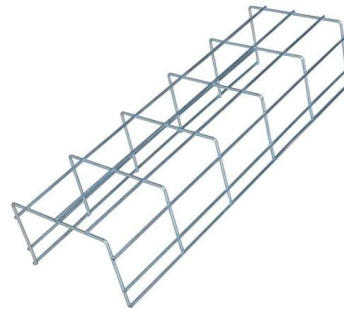


## multiple monitors

1 I bought a Displayport KVM switch to switch between two PCs using the same two monitors and I cannot get one of the monitors to work if I use an

## KVM switches not responding

I don't know what to do please help, this tool is an essential part of my workflow and now I am back to unplugging a display port cable and switching between 4 pc.



## My mouse & keyboard aren't working when plugged into

I can switch between the displays without any issue, but the Keyboard, Mouse, and Headphone Jacks are not working when I plug my peripherals into



### **KVM Switches Individual Computer / Port Issue , StarTech**

To determine if the problem is between the computer and the KVM switch, using the same cables, connect the KVM switch to one computer that is working and one computer that is not working.



## **Contact Us**

---

For datasheets, pricing, or custom telecom energy solutions, please visit:  
<https://koskolong.co.za>