



Adam Tas Corridor Energy

Optical module adjustment requirements for backlight current





Optical module adjustment requirements for backlight current





Designing LCD Backlight Driving Circuits: A Comprehensive Guide for

Design a robust LCD backlight driving circuit. This guide for engineers covers selecting components, calculating values, and implementing PWM dimming with a schematic.

04-BACKLIGHT INTRODUCTION

The CCFL lifetime and brightness are both better than the EL backlight. If white light, low power consumption and long lifetime are your requirements, CCFL is your choice.



Introduction to LED Backlight Driving Techniques for Liquid Crystal

As shown in Figure 3, the backlight driving circuit consists of three power converters. Backlight LEDs are connected in series and parallel in the RGB LED backlight modules. LED current/voltage

How to Drive a Display Backlight

However, this method leaves the brightness open to change with LED temperature and does not allow for brightness adjustment.. To calculate



the value of resistor to use, find the supply or forward voltage



LED Backlight System and Power Solutions , Richtek

Backlight Modules, as the lighting source of LCDs, consist of light sources, light guides and backlight diffuser plates, etc. As LCD TVs and laptops have become

LED Backlight Module of Ultra-thin High Brightness System Design

In backlight modules, the light guide plate (LGP) is a key component in reducing the cost and easier access for China to develop LGPs on its own. We have manipulated the pattern distribution of the



Design guidance of backlight optic for improvement of the brightness

An edge-lit backlight as a surface illuminator in the liquid crystal display achieves high brightness illumination with the light-condensing optic, co



PWM (Pulse Width Modulation) driven LED backlight for LCDs

PWM allows precise control over this backlight, enabling users to adjust brightness levels effectively while minimizing energy waste. This makes PWM an essential technique in modern LCDs where



Luminance uniformity of an LED backlight unit as a

First, we calculated the LED number required to meet the standard luminance level of 550 nits. Then the optimal backlight thickness to meet the brightness uniformity

Design Considerations for Driving LED Backlights on

Driving an LED backlight can be a challenging task, requiring a proper understanding of the electrical and electronic principles involved.



Microsoft Word

Constant Current Driver for LED Backlights Improves Brightness Control Background: LEDs are the most common type of backlight used on character and small graphic LCD modules. These backlight



Mini-LED Backlight: Advances and Future Perspectives

The zero-optical-distance mini-LED backlight with cone-shaped light coupling microstructures not only combines the characteristics of both direct and



TI DLP® System Design: Optical Module Specifications

Optical module manufacturers assist in choosing the appropriate illumination type based on system requirements. For more detailed information regarding light source illuminators and the impact on

Panel/Edge-Lit Backlight Driver: Multi-String Balance

Selection matrix mapping backlight requirements to quantifiable parameters and the corresponding driver modules (boost LED+, sinks, dimming engine, telemetry, fault FSM, protections).





A Simple Implementation of LCD Brightness Control



How to use an integrated ambient-light sensor like the MAX44009 to implement backlight control. Describes how to replicate the optical response of the human

Backlighting Guide

BACKLIGHTING TECHNOLOGIES Of the various backlighting techniques available today, determining the most optimal technology to fit your project needs and requirements can be overwhelming. In this



Behind the Tech: The Science of Backlighting in LCD

Backlights are often the most power-hungry part of an LCD module, which makes their configuration especially important in battery-powered or

Optimization of optical uniformity factors of backlight module using

In this study, the 15.6-inch side-in backlight module was used as the benchmark, and the Taguchi method was applied to find the high uniformity.



Validate Backlight Current & Power Budget for LCD

Validating backlight current limits and power budget means measuring real LED string current across dimming, capturing inrush and transient overshoot, and confirming safe thermal and power margins

Using LDO for LED Control and Brightness Matching

1 System description This document describes how LDO can be used as a white LED continuous current source for consistent brightness. This design provides higher power efficiency and brightness



Backlight Unit Analysis and Optimization

In this example, we highlight how to model a typical backlight unit and its illuminance distribution as it pertains to brightness and uniformity.





Design Guide for Local Dimming Backlight System with TLC6C5748 Q1

With dramatically increment of LED counts and dozens of LED drivers, the backlight system design is quite different from conventional design. This article is a design guide for fresh users to grounds-up



Calculating and Optimizing Efficiency in LCD Backlight Drivers

ABSTRACT Backlight displays have become the largest power consumer in mobile devices and personal electronics. When selecting components for an LED driver, efficiency is the most important

Calculating and Optimizing Efficiency in LCD Backlight Drivers

When selecting components for an LED driver, efficiency is the most important consideration. The five main backlight driver components that generate the most power loss include: the boost inductor,




Optical Microstructure Design Optimization for Display Backlighting

We design a novel optical film microstructure based on light uniformity and wide-angle lumination distribution and determine the optimal optical microstructure parameters by combining the global



How Should You Drive Backlight in an Embedded LCD

An LED driver ensures precise current control for consistent screen backlight brightness and offers energy-efficient brightness adjustments. It



LCD Backlights , Springer Nature Link

Backlights provide illumination for all transmissive and transreflective Liquid Crystal Displays. The requirements for backlights are discussed, as well as the optimal choice of backlighting schemes,

Backlight current adjusting device and method

The invention discloses a device and method for adjusting backlight current. An MCU control module outputs a backlight switch signal, a backlight current adjustment signal with a preset frequency, and



Contact Us

For datasheets, pricing, or custom telecom energy solutions, please visit:
<https://koskolong.co.za>