



Adam Tas Corridor Energy

Principle of High Low Beam Switching Module





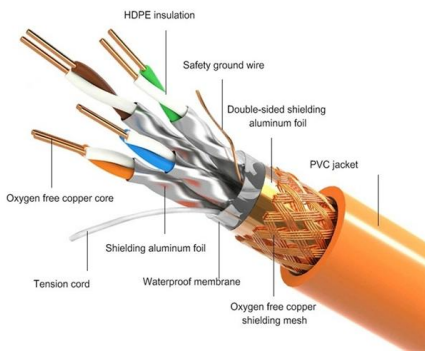
Overview

The system uses sensors such as Light Dependent Resistors (LDRs) and Infrared (IR) sensors to detect the intensity and presence of light from oncoming vehicles. The intelligent headlight control uses a video camera to measure the ambient brightness and to estimate the distance from vehicles in front and oncoming traffic. Present motor vehicles are equipped with the automatic register of the road condition (2), light signaling device or light and sound signaling device (3) and speedometer of the vehicle (4) which are all connected with the central automatic unit (1) which contains the module storing two fixed.



Principle of High Low Beam Switching Module

PRODUCT DETAILS



High power handling GaAs SP4T Switch-based Beam-Switching

The module is constructed with a single-pole-quadruple-throw (SP4T) switch featuring high power handling capability, low insertion loss, and higher isolation, which is integrated with a 4 × 4

AUTOMATIC HIGH BEAM AND LOW BEAM FOR ACCIDENT

If the system detects a high-intensity beam from the opposite direction, it switches the vehicle's headlights to low beam, thereby preventing glare. Once the opposing vehicle passes and light

02

High Quality Material



High hardness to resist external impact, Good Shaping Performance, Good Look and Anti-rust



Auto High-Beam|Honda Technology|Honda Global

When driving at a speed over around 30 km/h, the system automatically switches to high beam if there are no oncoming vehicles or vehicles in front, or to low beam if

AutoDim: Automatic High/Low Beam Transition System

The glare from oncoming vehicles is the major cause for accidents at night time due to impaired



visibility. This work showcases an automatic high to low beam transition system that can switch the state of



Introduction to laser beam modulation

Many low power level measurement required lock-in amplifiers techniques which involve on/of laser modulators (choppers or AC modulation). All high power/energy applications need to consider

A review of automotive intelligent and adaptive headlight

This study aims to systematically review various approaches to controlling intelligent headlight beam intensity. The paper identifies four



High Side and Low Side Switches , Semiconductor

Usage examples for high side and low side switches IPDs incorporate a high side switch for the upper circuit and a low side switch for the lower circuit with respect



High and Low Side Switching of MOSFET - (Part 13/17)

In this tutorial, some important concepts like the High and Low side Switching of MOSFET, need of Gate Driver circuit and driving methods of High side MOSFETs



(PDF) Automatic High Beam Controller for Vehicles

An automatic headlight intensity high beam light controller that is affordable and easy to install. All the necessary hardware and components for the

High-beam assist - basic principles , HELLA

Glare-free high beam assist with vertical cut-off line The principle is simple: Driving with the high beam permanently on. The conventional low beam represents a compromise. It is designed to minimise




Intelligent headlight control

High beam control improves driver visibility at night by automatically controlling the on/off function of the vehicle high beams through traffic detection. Using video data, the range of the low beam or high



Automatic Headlight Beam Controller

This automatically switched the high beam into low beam, therefore reducing the glare effect by sensing the light intensity value of approaching vehicle and also eliminated the requirement of manual



Control for switching between high and low beams.

Targeting such challenges, in this paper, we report an innovative design and development scheme of a high lumen laser-based automotive headlamp module.

Vehicle Automatic Headlight Control System - Smart

Boost road safety with the Vehicle Automatic Headlight Control System. Learn how this smart project automatically handles high beam & low beam switching.



Vehicle Automatic High Beam Low Beam Control -

The Vehicle Automatic High Beam Low Beam Control project is a smart and practical solution designed to enhance road safety ? . Using an LDR sensor, LM358



Car Lighting Control: High And Low Beams Explained

Driving at night can be challenging, especially with the constant switching between high and low beams to avoid blinding other drivers. To




High/Low Beam Switching Quandary , Opel GT Forum

Then, by touching either the high or low beam wires to positive, the headlights come on in either high or low mode. This appears to be a very low voltage switching function and I see no need

Vehicle Automatic Headlight Control System - Smart

The vehicle automatic high beam low beam control system uses an LDR sensor, comparator IC (LM358), and a relay to switch the headlight beam automatically.





Momentary Switching Module Installation Instructions



The module uses a separate power relay for each of the two output circuits. Where the module is used for high and low beam headlight control, the module takes the place of a traditional floor or column

How It Works: Automatic and Adaptive Headlights (Low

This article explores how automatic and adaptive headlights work, with a focus on both low beam and high beam functionalities.



Automatic and semi-automatic low/high beam regulation and high/low

In the end, we have to say that the driver while driving, even with a lot of concentration, simply cannot at the right and precise moment perform low / high beam and high / low beam

AutoDim: Automatic High/Low Beam Transition System

This work showcases an automatic high to low beam transition system that can switch the state of headlights in response to the oncoming traffic. The system is comprised of a raspberry pi zero W





Overview of Common Wavelength Selective Switch (WSS) Module

However, this comes at the cost of higher phase control requirements, which reduces the system's tolerance. Figure 11 shows a photograph of a WSS module actually fabricated based on the

(PDF) Intelligent Automatic High Beam Light Controller

This paper presents, a simple, low cost and easy to install, design for an intelligent automatic on/off high beam light controller.



(PDF) Study and Implementation of Switching and Beam

We investigate a possible way to increase the performance of the system by means of an interaction between on-board switching fabric (SF) and

Design and Development of an Automatic Automobile Headlight Switching

This automatic headlight switching system switches the high beam lamp to low beam as soon as it senses a vehicle approaching from the opposite direction and switches it back to high beam when



Control for switching between high and low beams.

Download scientific diagram , Control for switching between high and low beams. from publication: Optical design of automotive headlight system incorporating digital micromirror device , In recent



Optical Beams Switching-Based Coverage Enhancement

For addressing these challenges, in this article, the non-Lambertian optical beam switching based dynamic coverage scheme is proposed for VLC mobility enhancement.



Contact Us

For datasheets, pricing, or custom telecom energy solutions, please visit:
<https://koskolong.co.za>