




Adam Tas Corridor Energy

Relay Protection Phase Angle Standard





Relay Protection Phase Angle Standard

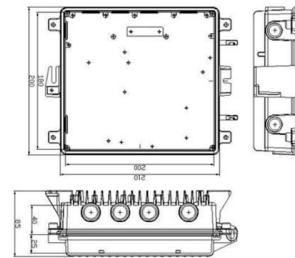


The Relay Testing Handbook: Principles and Practice

Chapter 15: Line Distance (21) Element Testing
Impedance Relays Settings Preventing
Interference in Digital Relays 3-Phase Line
Distance Protection Testing Phase-to-Phase Line
Distance Protection

Protection of Phase Angle Regulating Transformers

Topics summarized in this document include the theory of operation of phase angle regulating transformers, the various types of phase regulating transformers, and modeling for use in short circuit



Fundamentals of Modern Protective Relaying

A primary motor protective element of the motor protection relay is the thermal overload element and this is accomplished through motor thermal image modeling. This model must account for thermal

Directional Over Current Relay : Numerical Relays

The Relay Characteristic Angle RCA is given in relay Phase fault protection settings. The range



is (-95 to +95 Degrees). The Char Angle setting

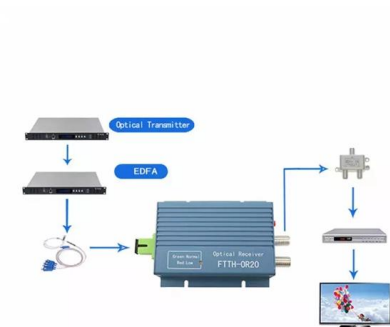


Protective relay

In electrical engineering, a protective relay is a relay device designed to trip a circuit breaker when a fault is detected. : 4 The first protective relays were

Protection Basics

Protection System Elements Protective relays
Circuit breakers CTs and VTs (instrument transformers)
Communications channels



Protective Relay Basics

Traditionally, protective relays were electromechanical devices utilizing induction disk, coils, contacts, and solenoid elements to determine protective characteristics.



Phase angle regulating transformer protection using digital relays

Phase angle regulating transformers are dynamic changers, used to control the real power flow through interconnected power systems. This paper describes the specifics of an installed phase angle



Fundamentals of Distance Protection

Introduction Impedance relays and automatics are devices whose function is based on the magnitude and angle of impedance. The main group of impedance relays

Fundamentals and Improvements for Directional Relays

A-phase relay uses A-phase current and VBC voltage. The relay is built such that the angle of maximum torque occurs for phase current lagging the unity power posi



Distance Protection

Such protection relays are known as "distance protection relays" and only function in case of faults that occur between the location of the protection relay and the chosen reach point. Therefore, they



Distribution Automation Handbook

Because the protection areas of the interlocking-based protection concept are not overlapping and because they do not reach into the protection area of the next relays in the protection chain, a

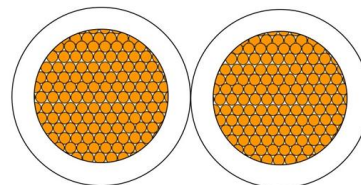


Protective Relaying Philosophy and Design Guidelines

This section outlines the minimum requirements for the protection of phase angle regulating transformers connected at system voltages above 200 kV. Phase Angle Regulators are composed of

Protection Basics

Ground fault protection for these systems is usually provided by residual protection, either calculated by relay or by external CT residual connection to IN input





IEEE Guide for Protective Relay Applications to Transmission Lines

The purpose of this guide is to provide protection engineers with information that helps them to properly apply relays and other devices to protect three-phase high-voltage transmission lines.

Phase angle regulating transformer protection using

Abstract Phase Angle Regulating transformers are dynamic changers, used to control the real power flow through interconnected power systems. This paper



Relay Settings Calculations

Therefore, M_{ho} characteristic has been selected for phase faults and it is recommended to use Quadrilateral Impedance characteristic for phase to ground faults.

PRC-023-6

Where other situations present practical limitations on circuit capability, set the phase protection relays so they do not operate at or below 115% of such limitations.

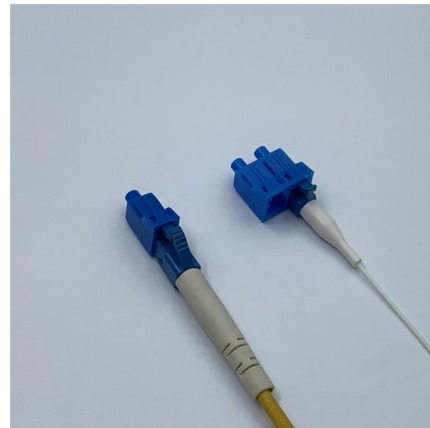


Protective Relaying Philosophy and Design Guidelines

Per NERC Transmission Planning Standards, transmission protection systems should provide redundancy such that no single protection system component failure would prevent the

Directional protection characteristic angle

Directional protection requires the setting of an appropriate Relay Characteristic Angle (RCA) to define what direction the relay is "looking" to define half of the plane as the operating zone and the other



DIRECTIONAL PROTECTION

But in modern networks with more than one power source, or in networks that have multiple lines for conveying electrical power the directional protection is essential in order to achieve selectivity.



NOTICE OF NEW STANDARD PRODUCTS

IEEE Power Systems Relays Standards Collection: VuSpec™ This VuSpec includes 47 active IEEE standards, guides, recommended practices in the Power Systems Relays family. Power System



How Does A Phase Angle Relay Work

Phasing angle relays are an important piece of electrical equipment that have been used for decades to help control and protect electrical systems.

Understanding IEEE Standards for Protection Relays: Key Guidelines

Conclusion IEEE Standards for Protection Relays provide essential guidelines for engineers, ensuring reliable and coordinated protection schemes in electrical power systems.



Power System Protective Relays: Principles & Practices

Protective relays and devices have been developed over 100 years ago to provide "lastline" of defense for the electrical systems. They are intended to quickly identify a fault and isolate it so the balance of



Some New thoughts on Phase Angle Regulator Protection

This paper will discuss the application of PAR's, the design of PAR's, and the protection of PAR's with emphasis on advances in protection with microprocessor relays.



Contact Us

For datasheets, pricing, or custom telecom energy solutions, please visit:
<https://koskolong.co.za>