



**Adam Tas Corridor Energy**

# **Relay Protection Setting Value Diagram**





## Relay Protection Setting Value Diagram

---



### Relay Settings Calculations

To avoid relay mal-operation, set Slope 2 as high as possible. Normally, a high Slope 2 setting causes slow tripping for evolving faults (external-to-internal faults).

### How to Determine Optimal Settings for Power System Protection Relays

Learn about the best methods and tools to choose the right settings for power system protection relays, and improve your network safety, reliability, and efficiency.



### SEPAM Relay IDMT Settings Guide , PDF

1) The document discusses how to set the inverse definite minimum time (IDMT) characteristics of phase overcurrent protection for a SEPAM protective relay. 2)



### Relays Part 4: The Protective Relay Basic Theory

The types of protective relays that exist are



overcurrent, electromechanical, directional, distance, pilot, and differential relays. The circuit diagram of the protective relay is made up of current



### Power System Protective Relays: Principles & Practices

Protective relays and devices have been developed over 100 years ago to provide "lastline"of defense for the electrical systems. They are intended to quickly identify a fault and isolate it so the balance of

### Relay Setting Calculation For REF615/ REJ601 , PDF

This document outlines relay setting calculations for a 100 MW / 150 MWp solar power plant at Bhadla, Rajasthan, detailing protective relay recommendations,



#### An Extensive Library of Self-Developed Products



### Relay Protection in HV/MV Substations: Calculations,

Relay protection calculations determine the threshold values and parameters for the protective relays based on the substation's operational and



## Introduction to Protective Relaying , Electric Power

Introduction to Protective Relaying What are Protective Relays, or Protection Relays?  
Protective relays are used in industrial power generation and supply



## Distribution Automation Handbook

When the protection is implemented using a current relay, the current value at which the relay should operate must be determined first. By means of the stabilizing voltage and the current setting, the

## Setting the generator protective relay functions

Protective relay functions and data This technical article will cover the gathering of information needed to calculate protective relay settings, the setting



## Protection Relay:Types, wiring diagram and working principle.

Protection relay is an electromechanical monitoring safety device which senses fault and provide trip signal to the breaker as per set value in LT and HT panel. The Protection devices is over current



### **Relay Coordination Study: Selectivity Calculations , EEP**

The relay setting table includes the specifications of the relays (manufacturer, type, setting range), the ratios of measurement transformers



### **Practical handbook for relay protection engineers , EEP**

Relay protection circuitry This handbook covers the code of practice in protection circuitry including standard lead and device numbers, mode of



### **PSM and TMS Settings Calculation of a Relay: Protection**

PSM and TMS Settings are used to specify the tripping limits of a relay when a fault occurs. How to calculate the settings of the relay?





8-Port PLC Fiber Splitter Box

12-Port SC Fiber Splitter Box

Size: 235\*215\*75mm  
Material: ABS, IP65,



## Protection Relay:Types, wiring diagram and working principle.

Protection relay is an electromechanical monitoring safety device which senses fault and provide trip signal to the breaker as per set value in LT and HT panel.

## Module 6 : Distance Protection

Module 6 : Distance Protection Lecture 22 :  
Setting of Distance Relays Objectives In this lecture we will explain Setting of distance relays Zone 1 setting and the reason for keeping zone 1 setting at 80% of



## A Guide for Calculating Step Distance Relay Settings

Coordinate 24 cycles (0.4 seconds) behind any type of time delay relay used to protect any piece of equipment at the remote terminal(s) of the protected line for faults which can also be seen by the

## Protection Basics

Protection System Elements Protective relays  
Circuit breakers CTs and VTs (instrument transformers)  
Communications channels




## Relay Setting Calculation for Motors Electrical Engineering

Maximum value on secondary is  $15250 / 250 = 61$  Earth fault relay for the Transformer Neutral CT Ratio 250 / IA 100 to 2000ms Set at a typical value of 200ms. which provides a sensitive protection for



## Fundamentals of Modern Protective Relaying

A primary motor protective element of the motor protection relay is the thermal overload element and this is accomplished through motor thermal image modeling. This model must account for thermal



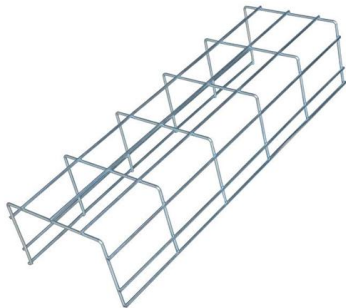
## Relay Coordination Study: Selectivity Calculations , EEP

Protective Relays Setting Value The scope of study involves calculating the settings for protective relays to achieve selectivity during faults



## Microsoft Word

When static, digital or numerical protection relays are applied the relatively low value and fixed variation of the protection relay burden over the protection relay setting range ends in the above statement



**doi: 10.1007/978-3-319-20919-7\_3**

3.2.1 Introduction One of the basic strategies for protecting the power systems is overcurrent protection. When a fault happens in power systems, the current magnitude increases; the overcurrent relays


## Protective Relay , Fundamental Requirements of

A Protective Relay is a device that detects the fault and initiates the operation of the circuit breaker to isolate the defective element from the rest of the system.




## Relay control and protection guides

Relay Coordination Study: Calculation of the protective relays setting value to obtain selectivity The scope of study involves calculating the settings for



## Protective Relay Basics

The objective of this presentation is to convey a basic understanding of protective relays to an audience of engineers already familiar with low voltage protective device coordination.



## Automatic Setting Method of Relay Protection Device Based on Self

The protection setting is the key to determine the correct action of the relay protection, which directly affects the action of the protection device. The automatic calculation of the settings based on the self

## Contact Us

---

For datasheets, pricing, or custom telecom energy solutions, please visit:  
<https://koskolong.co.za>