



Adam Tas Corridor Energy

Representing a beam splitter using matrices





Overview

In this paper we discuss theoretical grounds to define elements of a 4x4 matrix to more accurately represent the beamsplitter, fully accounting for transverse polarization modes. Question: Is it possible to express the effect of a simple 50% beamsplitter on photon number states using matrices, such that the output can be computed by matrix calculations rather than manual substitution of equations?

To explain the problem, consider a 50% beamsplitter and define: $a_{\{1,2\}}^{\wedge}$. Using a systematic approach, we show how the application of various physical constraints determines the form of the matrix for. If we neglect the three-dimensional character of the electromagnetic fields and focus on one-dimensional propagation only, we can regard a beam splitter simply as a dielectric plate, possibly consisting of several y consisting of several layers ropagation along.



Representing a beam splitter using matrices



How to model beam splitters (mathematically)

Beam splitters are mathematically modeled using matrices that account for reflectivity, transmittance, and energy conservation. This video

Matrix representations for classical and quantum beam splitters

Non-polarizing beam-splitters (BSs) are the heart of most optical experiments and instruments (optical coherence tomography, holography, optical communication, quantum



Beam splitter in Q.M. and C.M.

Both are valid representations for a lossless beam splitter, and it makes no difference which one you use as long as you are consistent and using just one of them.



A Comprehensive Guide to Beamsplitter Matrix

Therefore, these beam splitters can be designed to generate a two-dimensional beam matrix as



well as a one-dimensional beam array. The



Quantum mechanical 4-dimensional non-polarizing beamsplitter

In this paper we discuss theoretical grounds to define elements of a 4x4 matrix to more accurately represent the beamsplitter, fully accounting for transverse polarization modes. We also provide

Simulations of quantum walks on beam splitter arrays modeled

We present a comprehensive matrix representation of a beam splitter array, incorporating multiple input and output channels. We propose treating each beam splitter as rotational matrices of



Characterization of beam splitter using Mueller matrix ellipsometry

Polarization distortion is a phenomenon which the polarization state of output light deviates from the theoretical expectation. Due to the design defects and process limitations, polarization distortion in



Matrix representations for classical and quantum beam splitters

The goal is to provide a clear explanation of the conditions under which various matrix forms are appropriate to represent four-port couplers and beam splitters. Examples of calculations



Beam Splitter and Nonclassical Light

A beam splitter is an optical component which is partially transparent. An incident beam on a beam splitter is partially reflected and partially transmitted, and thus split into two beams.

50:50 Beam Splitter

Introduction ¶ We will use the Transfer Matrix Method (TMM) to analyze the reflectance and transmittance of a multilayer thin-film structure designed to function as a 50:50 beam splitter in the



Beam Splitters - optical power splitter, beamsplitter, thin

Beam splitters are devices for splitting a laser beam into two or more beams. There are different types, including polarizing and non-polarizing versions.



Finding the unitary matrix for a beam splitter

Hello, I have some trouble understanding how to construct the matrix for the beam splitter (in a Mach-Zehnder interferometer). I started with deciding



Mueller-matrix for non-ideal beam-splitters to ease the analysis of


Highlights o We introduce a Mueller matrix for non-ideal beam splitters. o We show, using the new matrix, the analysis of partially polarized beams is simplified. o We provide an experiment to

The Mueller matrices of beam splitter.

Download scientific diagram , The Mueller matrices of beam splitter. from publication: A collinear reflection Mueller matrix microscope for backscattering Mueller matrix

High Quality Aluminum Housing with Compact Size

- Sturdy and Durable
- Anti-corrosion






quantum mechanics

Question: Is it possible to express the effect of a simple 50% beamsplitter on photon number states using matrices, such that the output can be computed by matrix calculations rather



Lecture9: The lossless beamsplitter Lec

Input-output relations: So far, we have characterized important classes of quantum states in terms of their eigenvalues and eigenvectors, as well as in terms of their photon statistics. In the following




Beam splitter phase shifts: Wave optics approach

We investigate the phase relationships between transmitted and reflected waves in a lossless beam splitter having a multilayer structure, using the matrix approach as outlined in classical

Three input/output generalization of 50:50 beamsplitter

Is it possible to generalize this two-mode beamsplitter to a three-mode beamsplitter where each input photon has the same probability to end up in any of the three output modes? My



Matrix representations for classical and quantum beam splitters

Here we show that a wide range of highly entangled multiphoton states, including W-states, can be prepared by interfering single photons inside a Bell multiport beam splitter and using



Lecture9: The lossless beamsplitter Lec

on non-absorbing beam splitters. If we neglect the three-dimensional character of the electromagnetic fields and focus on one-dimensional propagation only, we can regard a beam splitter simply as a



Beam-splitter transformation matrix

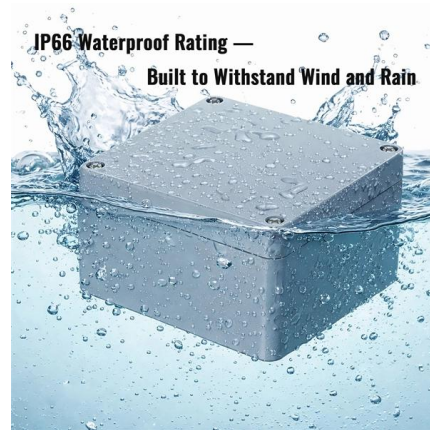
The discussion revolves around the transformation matrix for a beam splitter, focusing on its properties, particularly the conditions for unitarity and energy conservation in the context of





Coherent states, beam splitters and photons

Coherent states, beam splitters and photons S.J. van Enk 1. Each mode of the electromagnetic (radiation) field with frequency ω is described mathematically by a 1D harmonic oscillator with



3.1 Beam-splitters: physics against logic , Introduction to

3.1 Beam-splitters: physics against logic A symmetric beam-splitter is a cube of glass which reflects half the light that impinges upon it, while allowing the remaining half

Notes on the Dual Beam Splitter Experiment

Suppose we have an experimental setup consisting of a photon source, a beam splitter (which was once implemented using a half-silvered mirror), and a pair of photon detectors.



Mueller-matrix for non-ideal beam-splitters to ease the analysis of

We introduce a Mueller matrix for non-ideal beam splitters. We show, using the new matrix, the analysis of partially polarized beams is simplified. We provide an experiment to verify the derived



What's the unitary matrix equivalent to a beam splitter?

Key distinctions include that H^2 equals the identity matrix I , whereas A^2 is proportional to the X gate. The ambiguity in terminology regarding beam splitters is highlighted, with the



Beam Splitter Input-Output Relations

The elements of the beam splitter transformation matrix B are determined using the assumption that the beamsplitter is lossless. While a beamsplitter is never lossless, it is a good approximation for most

Jones's Matrix Representation of Optical Instruments. I: Beam Splitters

A general method is provided for constructing Jones's reflection and transmission matrices of any beam splitter. Derivations are presented for the various known configurations. The method uses Abelès's





Phase of output in beam splitter

However, real beam splitters e.g. the one shown below (taken from Wikipedia) do not give the same phase shift to the horizontal and vertical inputs. So is the representation there

Contact Us

For datasheets, pricing, or custom telecom energy solutions, please visit:
<https://koskolong.co.za>