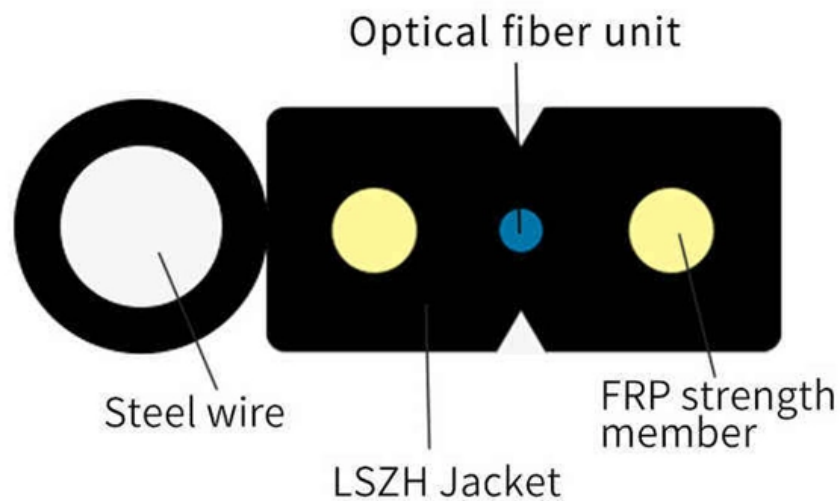





Schematic diagram of a low-noise laser diode





Schematic diagram of a low-noise laser diode



2W 445nm Laser Diode Driver Project

Those 2W 445nm diodes are available on the market for a reasonable price, so they were targeted. The laser power was to be modulated using isolated PWM input signal for obvious reasons of turning the

High Stability Low Noise Laser Current Driver PCB

Abstract: A printed circuit board and associated schematic for a low noise laboratory quality current source to be used with commercial laser diodes in critical applications



Laser Diodes

A laser diode generates some heat at the junction points with a long time of electric current like general semiconductors. As a result, the temperature of the element increases. Without an enough heat

What is LASER Diode? Working Principle, Circuit

In these diodes, the active medium is a semiconductor, which is similar to that in LED.



The most common type of a LASER diode is formed from a



Laser Diode Schematic Diagram

Every laser diode system contains additional components, such as optical lenses, power supplies, actuators, and controllers. All of these elements


The schematic picture of the laser diode structure (a)

The schematic picture of the laser diode structure (a) and various designs of the active area containing parabolic and rectangular single or multiple QWs of (Al,



High Stability Low Noise Laser Current Driver PCB

A printed circuit board and associated schematic for a low noise laboratory quality current source to be used with commercial laser diodes in critical applications



Driving circuit examples of laser diodes

At same time, reference voltage V_2 is generated by zenner diode and volume. OP2 always control the base current for output transistor so that it is always $V_1=V_2$ and constant current flows into LD.



Laser Diode Driver Circuit - A Beginners Guide - Flex PCB

Switching Transistor: A transistor is used to switch the laser diode on and off rapidly, enabling pulsed operation for applications like data transmission

Low-noise current source driver for laser diodes

FIG. 2 is a schematic diagram of a low-noise current source laser diode driver 200, according to the invention. A current-regulated power supply 202 (contrast 102) supplies current to a





Laser Diode Drive Circuit Design Method and Spice Model

ROHM offers laser diodes (LDs) for Light Detection and Ranging (LiDAR). This application note will introduce ROHM's LD line-up and show how to design the drive circuits of ROHM LDs.

Interface-engineered mixed-dimensional GaS/GaN heterojunction for low

S4 presents a schematic diagram of heterojunction scanning transmission electron microscopy (STEM) and energy dispersive spectroscopy (EDS). The EDS mapping images reveal a



Understanding the basics of laser diode drivers

Laser diode drivers basics. How a laser driver works, laser drivers grounding configurations and modulating laser currents.

Design and Test of fast laser driver

2) Design considerations of fast laser driver circuits The laser light sources deployed in measurement and sensor technology are usually semiconductor diode lasers with an optical output power of a few



Low Frequency Noise Characteristics of Multimode and Singlemode Laser

1. Introduction Three main fluctuating quantities are considered in the laser diode (LD) noise investigation: emitted optical power (optical noise), phase (or frequency) and LD terminal voltage

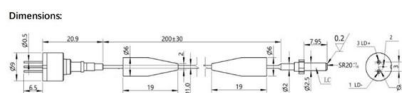
Schematic of the ultra-low intensity noise all-fiber laser.

Download scientific diagram , Schematic of the ultra-low intensity noise all-fiber laser. ECDL external-cavity diode laser, OI optical isolator, MFA mode-field adapter, L



High Stability Low Noise Laser Current Driver PCB

Abstract: A printed circuit board and associated schematic for a low noise laboratory quality current source to be used with commercial laser diodes in critical applications Files in





Laser Diode Drive Circuit Design Method and Spice Model

Laser Diode Drive Circuit Design Method and Spice Model ROHM offers laser diodes (LDs) for Light Detection and Ranging (LiDAR). This application note will introduce ROHM's LD line-up and show



Development of a XYZ scanner for home-made atomic force

The schematic diagram of the decoupled XY stage is shown in Fig. 2 (a). The moving platform is connected to four linkages through four parallel flexure mechanisms (three leaf-spring

An Introduction to Laser Diodes

An Introduction to Laser Diodes Learn about the laser diode, including package types, applications, drive circuitry, and some laser diode specifications.



AN-LD18 Optimizing Laser Diode Control

Laser diodes are compact and reliable. Extremely low noise and stable output wavelength can be achieved with laser diodes using the proper techniques and design. Laser system integrators must



Schematic diagram of the noise reduction experiment

Download scientific diagram , Schematic diagram of the noise reduction experiment set-up. LD denotes a laser diode and PD denotes a photodiode. from publication:




Laser Diode Circuit Diagram

A laser diode circuit is a type of electronic device composed of several interrelated components that work together to generate a laser beam. These



CMOS

Shown on the right is a circuit diagram of a NAND gate in CMOS logic. If both of the A and B inputs are high, then both the NMOS transistors (bottom half of the diagram) will conduct, neither of the PMOS





"Optoelectronics Circuit Collection"

The voltage-controlled current source circuit shown in Figure 10 can be used to drive a very low-noise constant current into a signal or pump laser diode. This simple linear driver provides a far cleaner

Laser Diode: The Ultimate Beginner's Guide

This is the ultimate beginner's guide to the laser diode. Learn how lasers work and how you can use them in your own projects with this guide.



LASER DIODE DRIVER BASICS - Wavelength Electronics

Laser Diode Current Source: One key section of a laser diode driver is the Adjustable Current Source. It can also be known as the Output Stage. This section responds

LASER DIODE DRIVER BASICS - Wavelength Electronics

The block diagram in Figure 1 shows a very basic laser diode driver (or sometimes known as a laser diode power supply). Each symbol is defined in the table below.



Figure A.10 Electronic schematic of the low noise diode

We use a pulse-compression chirp-transform algorithm to generate broadband photonic arbitrary waveforms. A phase-locked frequency agile laser provides the

02

High Quality Material



High hardness to resist external impact, Good Shaping Performance Good Look and Anti-rust



Precision Method for Laser Diode Emission Control

Figure 1 shows a block diagram of such a system. A silicon photodiode is constructed in a similar way to PN junction diodes except that the P layer is very thin. The thickness of the P layer is adjusted for the



CMOS

1957 diagram of one of the transistor devices made by Frosch and Derick The principle of complementary symmetry was first introduced by George Sziklai in 1953 who then discussed several





Contact Us

For datasheets, pricing, or custom telecom energy solutions, please visit:
<https://koskolong.co.za>