



**Adam Tas Corridor Energy**

# **Spectrometer cannot print a point**





## Overview

---

Most spectrometer problems stem from three things: incorrect calibration, poor sample prep, or hardware wear. If your UV reading is drifting or results are inconsistent across runs, it's time to recalibrate using certified standards. Spectrophotometers are powerful and reliable instruments, but like any precision device, they can occasionally encounter issues that affect the accuracy of your results. This guide is designed to help you identify and resolve the most common problems quickly and easily, ensuring your measurements. [KB002293: What are the Steps to Troubleshooting 8452 / 8453 Spectrum Invalid Data Points?](#)

[KB002293: What are the Steps to Troubleshooting 8452 / 8453 Spectrum Invalid Data Points?](#)

With any spectrophotometer, scientists need to look out for errors. Tems points out three common sources of errors: To avoid sampling errors, a sample must not be so concentrated that its absorbance is too high, and the sample must be placed accurately in the instrument so that light is passing.



## Spectrometer cannot print a point

---



### Mass Spectrometer (MS) Troubleshooting Guide

Each flow chart has end points at each of 8 possible solutions. If there is a missing solve for your problem, you should send an email to: [ptfionboarding@gmail.com](mailto:ptfionboarding@gmail.com). Each flow chart is described in

### KB002293: What are the Steps to Troubleshooting 8452 / 8453

Procedural steps for troubleshooting spectrum invalid data point problems within the Agilent 8452A / 8453A UV-VIS Spectrophotometer



### What is a Spectrometer?

Raman Spectrometer Raman spectrometers are used to measure the Raman scattering of light from a sample. The design of a typical Raman

### Spectrometer

A spectrometer is any instrument used to view and analyze a range (or a spectrum) of a given characteristic for a substance (e.g., a range of




## Troubleshooting Your 8453 Spectrophotometer

Troubleshooting Your 8453 Spectrophotometer  
This document is believed to be accurate and up-to-date. However, Agilent Technologies, Inc. cannot assume responsibility for the use of this material.

## What is a Spectrophotometer?

The spectrophotometer is a common instrument in chemistry, biochemistry, and clinical labs. Learn about how it works and what it is used for.



## Setting Up Your Spectrophotometer , X-Rite Blog

Improper spectrophotometer settings can cause incorrect measurements and results. Learn how to set up your spectrophotometer to get



## Spectrometer Basics

Spectrometers can and are used in all of the physical sciences; physics, chemistry, biology, astronomy, geology, metrology among others over thousands of



## Mastering Spectrophotometry: Step-by-Step Guide to

Learn how to use spectrophotometers and UV spectrometers effectively with our detailed guide. Understand the role of a blank, proper cuvette


## Spectrophotometer Troubleshooting

need Spectrophotometer Troubleshooting? Our troubleshooting guide helps you solve 15 common problems like noisy baselines, negative absorbance, and calibration errors. Get clear solutions now.



## How to Use a Spectrometer From Setup to Data Analysis

A spectrometer is a scientific instrument that analyzes light to reveal information about materials. It functions by separating light into its constituent wavelengths, much like a prism splits sunlight into a



## Calibrate a Spectrophotometer: The Complete Guide

Knowing how to calibrate a spectrophotometer is one thing, but establishing the right schedule is just as important. Your



## Troubleshooting Common Spectrometer Issues , Verichek

Although optical emissions spectrometers are relatively sturdy instruments, they do require regular maintenance. Even if a spectrometer is properly maintained, wear and tear will mean that it may

## How to Troubleshoot a Spectrum That Looks Wrong

Identifying these deviations is essential for effective troubleshooting, as each pattern typically points to specific causes such as instrumentation issues,





## Spectrophotometry Standards

Spectrophotometry Standards Author: John Barron, Technical Director & Leo Geary, Senior R& D Chemist, Reagecon Diagnostics Ltd., Shannon Free Zone, Shannon, County

## Common Problems with FT-IR Instruments and How to

Those inexperienced in using FT-IR spectrometers can encounter problems when measuring spectra. This article discusses several main issues



## How to Troubleshoot a Spectrophotometer in Six Steps

Learn how to troubleshoot a spectrophotometer and identify the causes of errors. Follow six steps to check, inspect, calibrate, verify, and compare your instrument and sample.

## Troubleshooting Common Spectrometer Issues

Learn how to troubleshoot common spectrometer issues and get better results. Discover expert-backed support from NE LabSystems.



## Spectrophotometer Calibration and Validation: Ensuring

Spectrophotometers are crucial tools in a variety of scientific areas, such as chemistry, biology, and environmental research, where precise and accurate




## My Spectrometer is not working properly. It won't calibrate or is

If your spectrometer isn't calibrating or is showing unusually noisy or high absorbance values (often above 3 or blank), the issue may be due to insufficient light reaching the detector.

High Quality Aluminum Housing with Compact Size

- Sturdy and Durable
- Anti-corrosion



## Spectrophotometer Troubleshooting Guide

To get the most accurate results, scientists need to start with the best spectrophotometer for the application. Then, some expert tips provide the best



## Spectrophotometer Selection and Troubleshooting

Spectrophotometer Selection and Troubleshooting Cuvette errors are less common but easier to fix. Generally, it is important that the cuvette carrying the sample is clean and free from



## NanoDrop 1000 Spectrophotometer V3.8 User's Manual

V3.8 User's Manual The information in this publication is provided for reference only. All information contained in this publication is believed to be correct and complete. Thermo Fisher Scientific shall

## Optical spectrometer

Grating spectrometer schematic Internal structure of a grating spectrometer: Light comes from left side and diffracts on the upper middle reflective grating. The



## Spectrophotometer Calibration & Maintenance

Spectrophotometer calibration is a necessary step in ensuring that this powerful equipment delivers accurate, usable results. Click here to learn more.



## 4.5 Working with a Spectrophotometer to Read Standard Colour

The practical application to print production requires a procedure for measurement, colour profile generation, and the correct use of profiles in the manufacturing process. Let's begin with



### Instrument Problems that Show Up in the Spectrum

When an instrument is broken you get no data. Unfortunately, with FT-IR this might not be the case. The instrument might still deliver data and it is up to the analyst to know when the data is good and when

### A Beginner's Guide to Using a Spectrophotometer

A spectrophotometer lets you measure how much light a sample absorbs at a certain wavelength. When you use spectrophotometry, you gain




### Sensegood spectrophotometer Troubleshooting guide

When black is measured using Sensegood spectrophotometer, it represents normalized spectral density for visible wavelengths and hence you may see a peak at certain wavelength where the reflected



## Spectrophotometry

Spectrophotometry is a branch of electromagnetic spectroscopy concerned with the quantitative measurement of the reflection or transmission properties of a material



## Contact Us

---

For datasheets, pricing, or custom telecom energy solutions, please visit:  
<https://koskolong.co.za>