




Adam Tas Corridor Energy

Steps to connect an encryption device to a switch





Steps to connect an encryption device to a switch



How to Connect an External Display to My Laptop

How to connect to an external display in Windows. How to connect an external display in macOS. Laptop connected to a docking station. How do I

Best VPN

Start a safer internet journey with IPVanish VPN. Fast speeds, verified no-traffic-logs, and apps for all devices. Experience the best VPN online today!



Trustsec (Switch-to-Switch) Encryption (Manual Mode)

With the service module you can encrypt switch to switch links such as access to distribution, or encrypt dark fiber links within a building or between buildings." If I read this correctly,

How to Secure a Switch: 6 Essential Steps

The third step to secure a switch is to implement port security. Port security is a feature that limits



the number and type of devices that can connect to a switch port.





Security Configuration Guide, Cisco IOS XE 17.16.x (Catalyst 9300)

Before configuring SSH, ensure that the required image is loaded on your device. The SSH server requires you to have a k9 (Triple Data Encryption Standard) software image

Secure the switch - best steps

Although CDP is a very handy tool for discovering neighboring Cisco devices, you shouldn't allow CDP to advertise unnecessary information about your switch to



Download ExpressVPN App - Fast, Private & Easy Setup

Download a VPN that works with a wide range of smart TVs and streaming devices, including Samsung, Apple TV, Fire Stick, Chromecast, Roku, Nvidia Shield,



Configuring and Securing a Cisco Switch: A Step-by

You've successfully configured a Cisco switch from scratch using a



Security Configuration Guide, Cisco IOS XE Cupertino

The switch also supports MACsec encryption for switch-to-switch (inter-network device) security using both Cisco TrustSec Network Device Admission

Configuring Cisco Encryption Technology

Note There are additional steps required if you configure encryption with GRE tunnels or if you configure encryption with an Encryption Service



How to Pair A Bluetooth Keyboard , Logitech

Learn how to pair your Bluetooth keyboard to any device with easy steps for Windows, Mac, tablets, phones, and more with this simple step-by-step guide.



Configuring Cisco Encryption Technology

There are additional steps required if you configure encryption with GRE tunnels or if you configure encryption with an Encryption Service Adaptor (ESA). These additional steps are described later in




How to Secure a Switch: 6 Essential Steps

In this article, you will learn the most important steps to secure a switch and protect your network from unauthorized access, data leakage, and attacks.

Configure network devices for remote access using SSH

The default device name of a Cisco Router is "Router" and default device name of a Cisco Switch is "Switch". You must configure a domain name





Cisco MACSec Switch-to-Switch Configuration using Pre

In this article, we are going to take a look at configuring per-link encryption using the MACSec technology between a Cisco IOS-XE switch and a

Add Encoding Device by IP Address or Domain Name

When you know the IP address or domain name of a device, you can add it to the system by specifying the IP address (or domain name), user name, password, etc.



Waterproof and dustproof, reliable and safe

The outer classic sink design allows the sealing ring of the cabinet and door to be seamlessly compressed without leaving a trace of gaps



8 Steps to Configure Your Network Switch

Learn how to setup a network switch with ease. Switches allow you to send and receive information efficiently and securely. Get setup today!

Best Practices for Securing Cisco Switches in Enterprise

By implementing these best practices, organizations can significantly enhance the security posture of their Cisco switches, ensuring a robust defense






Security Configuration Guide, Cisco IOS XE Fuji 16.9.x (Catalyst 9300)

The Secure Shell (SSH) Integrated Client feature is an application that runs over the SSH protocol to provide device authentication and encryption. The SSH client enables a Cisco device to


Device Encryption in Windows

Unlike BitLocker Drive Encryption, which is available on Windows Pro, Enterprise, or Education editions, Device Encryption is available on a wider range of devices,




Encryption between a LAN switch and an end device

What standards/protocols/products exist that support encryption of all data sent between a device (e.g. a workstation) and a LAN switch? Something like WPA for WLAN.



Brocade Communications Systems Encryption Switch

View and Download Brocade Communications Systems Encryption Switch quick start manual online. Encryption Switch switch pdf manual download.




Trustsec (Switch-to-Switch) Encryption (Manual Mode)

Any time a switch-to-switch link needs to be encrypted, both ends of the link have to be configured with Cisco SAP for key management. Compact switch support for switch-to-switch

Configuring Secure Shell (SSH)

For SSH to work, the switch needs an Rivest, Shamir, and Adleman (RSA) public/private key pair. This is the same with Secure Copy Protocol (SCP), which relies on SSH for its secure transport. Before



Encryption between Switch ports

If you have 2 devices connected through a switch, but the devices that need encryption are those 2 end devices, then the switch doesn't need to have any idea about encryption protocols,



How to Switch iPhones or iPads and Transfer Data

Encrypting allows you to back up your Health and Activity data as well. To find your backups, click Edit, Preferences, Devices. Apple also goes



If you can't update or restore your iPhone or iPod touch

If the download takes more than 15 minutes and your device exits the Connect to computer screen, let the download finish. Then repeat step 3 and step

Free VPN for Chrome - Fast, Secure, and No Ads , VeePN

Use VeePN's free VPN for Chrome to unlock fast, secure browsing with no ads and zero logs. Experience true online privacy without limitations.



Contact Us

For datasheets, pricing, or custom telecom energy solutions, please visit:
<https://koskolong.co.za>