



**Adam Tas Corridor Energy**

# **Structure of an Atomic Emission Spectrometer**





## Structure of an Atomic Emission Spectrometer

---




### 10: Atomic Emission Spectrometry

[ "article:topic-guide", "authorname:harveyd", "atomic emission", "showtoc:no", "emission spectroscopy", "flame sources", "plasma sources", "license:ccbyncsa", "licenseversion:40", "inductively coupled

### Atomic Emission Spectroscopy (AES, OES)

Atomic emission spectroscopy (AES or OES) uses quantitative measurement of the optical emission from excited atoms to determine analyte concentration. Analyte atoms in solution are aspirated into



### Atomic Emission Spectroscopy , Springer Nature Link

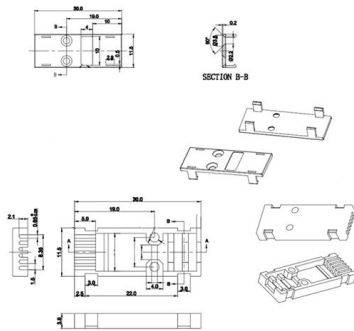
Atomic emission spectroscopy (AES) deals with the excitation of atoms or elementary ions to their higher excitation state and the study of the radiation emitted by the excited sample. When the excited

### Browse Articles , Nature Nanotechnology

A molecular engineering strategy using dipolar self-assembled monolayers (SAMs) establishes



interfacial polarity as a descriptor for battery electrode stability. By tuning the electronic



### Atomic Emission Spectroscopy

Atomic emission spectroscopy The theory of, and the instrumental methods used in, atomic emission spectroscopy are given elsewhere in this Encyclopedia. The simultaneous

### Atomic Emission Spectroscopy: Instrumentation

Atomic emission spectroscopy analyzes the radiation released by atoms to identify their structure, composition, and surroundings. We can derive



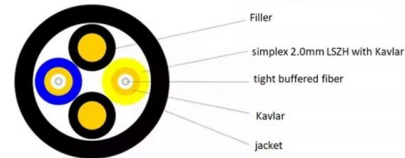
### Atomic Emission Spectrometry

Inductively Coupled Plasma Optical Emission Spectroscopy ICP-OES is short for optical (or atomic) emission spectrometry with inductively coupled plasma. Plasma is a luminous volume of atoms and



## Atomic Emission Spectroscopy 7

Atomic emission spectroscopy is the oldest elemental analysis among spectroscopic techniques and still it is popular. This technique is used specifically to determine the quantity of element in the



## Introduction to Atomic Emission Spectrometry

The atomic emission spectrum is composed of discrete spectral lines. The number of photons emitted is proportional to the number of atoms of the element present.

## Atomic Emission Spectrometry

Hyphenated plasma-based detectors for GC include both mass spectrometry and atomic emission spectrometry, which use plasma as their ionization sources or optical emission sources, respectively.



## Atomic emission spectroscopy

Much information can be obtained from the use of atomic emission spectroscopy by interpreting the spectral lines produced from exciting an atom. The width of spectral lines can provide information



## Analysis of Atomic Structure Using Spectroscopy: An

By utilizing high-resolution spectrometry and a Gaussian fitting algorithm, the study systematically compares both emission and absorption



## Atomic Emission Spectrometry

Atomic emission spectrometry (AES) is defined as a technique that measures the emitted light from excited atoms returning to their ground state, commonly used in the analysis of elements like



## 10.7: Atomic Emission Spectroscopy

This page discusses atomic emission spectroscopy (AES), a method for analyzing elements by recording the light emitted from excited atoms. The historical





## How Does Atomic Emission Spectroscopy Work?

Atomic Emission Spectroscopy (AES) identifies and quantifies elements by analyzing their unique emission spectra from plasma-induced

### 9.7: Atomic Emission Spectroscopy

This page discusses atomic emission spectroscopy (AES), a method for analyzing elements by recording the light emitted from excited atoms. The historical development of AES is highlighted, with




### Atomic Emission Spectroscopy

Atomic Emission Spectroscopy Principle The theory or working principle of Atomic Emission Spectroscopy involves the examination of the wavelengths of photons

### Atomic Emission Spectrometry , Springer Nature Link

Its historical development is closely related to the progress in basic understanding of the nature of atomic spectra and the structure of matter.



## What is Atomic Spectroscopy of Elements

An introduction to atomic absorption, emission and fluorescence spectroscopy techniques, all yielded by the science of atomic spectroscopy.

## ATOMIC EMISSION SPECTROSCOPY

Atomic-emission spectroscopy (AES) uses quantitative measurement of the optical emission from excited atoms to determine analyte concentration. Analyte atoms in solution are aspirated into the



## A General Overview of Atomic Spectrometric Techniques

Analytical atomic spectrometry comprises a considerable number of techniques based on distinct principles, with different performance characteristics



## Atomic Emission Spectroscopy (AES)

This module provides an introduction to Atomic Emission Spectroscopy (AES). AES is a broad area that includes several analytical chemistry techniques focused on




## Atomic emission spectroscopy - Knowledge and References - Taylor

Atomic emission spectroscopy (AES) uses the light emitted by a vaporized sample in a flame, plasma, arc, spark, or laser, at a particular wavelength, to determine the atomic spectrum (for determination




## Atomic Spectroscopy

Atomic spectroscopy is defined as the study of the wavelengths of electromagnetic radiation emitted or absorbed by atoms, which can be measured using a spectrometer to produce emission or absorption



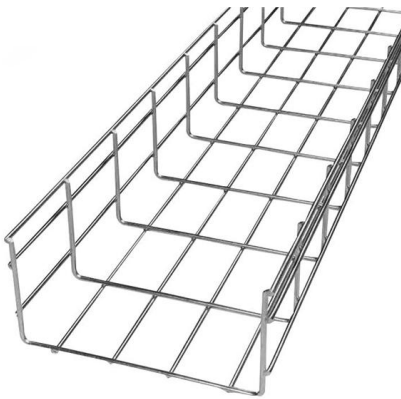
## CHM 115 Lab 5 Atomic Emission Spectroscopy

Atomic Emission Spectroscopy Purpose: You will observe spectra from several different light sources and compare them.



## Atomic Emission Spectroscopy

The theory of, and the instrumental methods used in, atomic emission spectroscopy are given elsewhere in this Encyclopedia. The simultaneous determination of hafnium, scandium and yttrium in rare earth



## Atomic Emission, Methods and Instrumentation

Atomic emission spectroscopy is one of the most useful and commonly used techniques for analyses of metals and non-metals providing rapid, sensitive results for analytes in a wide variety of sample

## Microsoft Word

In atomic emission spectrometry (AES), a reproducible and representative amount of the sample is introduced into an atomization-excitation source where it is converted into atomic vapours of the





## **Atomic Emission Spectroscopy**

Atomic emission spectroscopy is defined as a photometric technique that involves the creation of excited-state atoms through thermal energy, which then emit light at specific wavelengths as they

## **Contact Us**

---

For datasheets, pricing, or custom telecom energy solutions, please visit:  
<https://koskolong.co.za>