




Adam Tas Corridor Energy

Temperature Measurement Method for Busbar Connectors in Iraq





Temperature Measurement Method for Busbar Connectors in Iraq

Busbar Temperature Monitoring in Switchgear Cabinets

The first symptom of deterioration is an increase in joint temperature, which can be detected quickly and reliably by continuously monitoring the temperature of each joint using low-cost IR temperature



Non-Contact Busbar Temperature Monitoring

Pyrometer is vital for busbar temperature sensors due to the fact that it is used for accurate, contactless measurement of the surface temperature of the busbar,



Thermal Analysis of Busbars from a High Current Power

Therefore, in the previous works, the authors focused on the current harmonic influences on busbar behaviour, temperature measuring methods (on




Busbar Junction Temperature Measurement in LT Distribution Panel

Objective / Requirement As a part of preventive



and predictive maintenance of LT Distribution Panels in commercial and industrial application, it is also very much essential to measure the temperature of



A simple method to estimate maximum temperature for water-cooled

In this paper, a simple heat analytical method of DC busbar with soft connectors is developed to estimate maximum temperature caused by contact resistance and ensure that is not

The Design and Realization of on-line Measuring Device of Busbar

Because the buses inside HV switchgear cabinet are under high voltage condition, the very high voltage between the contacts of high-voltage switch or between high-voltage buses makes the direct



Hotspot Temperature Monitoring of Fully Insulated

This document discusses a method for indirectly monitoring the hotspot temperature of fully insulated busbar taped joints. It proposes calculating the temperature at



Hotspot Temperature Monitoring of Fully Insulated Busbar Taped Joint

For hotspot temperature monitoring, therefore, this paper proposed an indirect approach which consists of radial direction temperature calculation (RDTC) in the busbar and axial direction temperature



Conductor temperature monitoring for the fully insulated busbar

The model is composed of radial direction temperature calculation (RDTC) in the busbar and axial direction temperature calculation (ADTC) in the conductor. The equivalent thermal resistance of joint

Temperatur Measurement HV Connectors

The measurement of the temperature hotspot starts with the selection of the measurement method. Table 1 shows an overview of possible methods for temperature measurement. In practice, the use



A Design and Implementation of Busbar Joint and Temperature Measurement

In this paper, we designed and implemented the busbar joint and temperature measurement system, which can measure the joint resistance of busbar and loose connection



Busbar Temperature Measurement (F)

To prevent costly downtime and help plan preventative maintenance, it is important that temperatures are continuously monitored. Calex non-contact infrared temperature sensors, in conjunction with a



Detecting Temperature Abnormalities in Bus Ducts Early

Some methods for maintenance and inspection include attaching thermo labels to bus ducts near bus bar connections and making patrols using thermal cameras.



Busbar Junction Temperature Measurement in LT Distribution Panel

Objective / Requirement As a part of preventive and predictive maintenance of LT distribution panels in commercial and industrial application, it is also very much essential to measure the temperature of





Busbar Temperature Monitoring in Switchgear Cabinets

Measuring the Temperature Inside the switchgear cabinets, power is transferred by copper busbars that are bolted together at connections. This is the area most susceptible to failure.

IEC 61439 Busbar Standard: A Guide to Low-Voltage

This standard covers busbars used for low-voltage assemblies, power distribution, photovoltaic power systems, and electrical energy control. The IEC



Detecting Temperature Abnormalities in Bus Ducts Early for More

The Fiber Optic Temperature Sensor DTSX provides a solution that contributes to stable plant operations by enabling efficient and accurate maintenance of bus ducts (bus bars).

Method for Sensing the Temperature Rise Rate of GIS Busbar

This article not only reveals the transient evolution mechanism between the ambient environment, enclosure, and conductor but also achieves the purpose of sensing the rate of



Understanding the Busbar Temperature Monitoring System

The temperature monitoring system aims to provide real-time data on the temperature status of these busbars, ensuring that any anomalies are promptly detected and addressed.



Temperature Monitoring in High Voltage Systems Safety

Challenge Temperature monitoring in high-voltage busbar systems is vital for preventing faults, yet difficult due to electrical hazards, limited accessibility in



Understanding the Busbar Temperature Monitoring System

Real-Time Temperature and Humidity Data Collection: The GLM300 is equipped with advanced sensors capable of measuring the temperature and humidity levels at each busbar connector in real-time.





The influencing factors of contact resistance of busbar connectors

Abstract The temperature of the busbar connectors is mainly affected by its contact resistance, while the contact resistance of the busbar connector was affected by massive factors.



Conductor temperature monitoring for the fully insulated

Taking the uncertainty of contact resistance into account, this paper presents an indirect approach to monitor the conductor temperature for the fully

Busbar Junction Temperature Measurement in LT Distribution Panel

As a part of preventive and predictive maintenance of LT distribution panels in commercial and industrial application, it is also very much essential to measure the temperature of the junction of Busbar to



Thermal Model for Copper Busbar and Electrical Connections for

This paper presents the mathematical modeling that provides the internal heating of a controlgear's busbars and electrical connections. The obtained results are compared to the temperature rise (T)



Busbar Design Guide

Typical Busbar Sizes If this program recommends sizes that do not fit into the ranges below, change either the number of conductors or the section thickness of the busbar and recalculate the minimum




Switchgear and Busbar Temperature Monitoring

The AP Sensing Linear Heat Detection (LHD) solution consists of a fiber optic sensor cable fitted within the switchgear or attached to the busbar, plus a DTS control instrument that

Thermal Model for Copper Busbar and Electrical Connections for

However, the calculation method may be used to verify the compliance of temperature rise for controlgears only up to a certain current limit. Beyond this boundary, the technical standards





MNS® Temperature Monitoring System Monitoring critical connection

Monitoring critical connections MNS Temperature Monitoring System and ABB Ability™ condition monitoring solutions ensure continuous switchgear operation with early detection of potential risks,

Contact Us

For datasheets, pricing, or custom telecom energy solutions, please visit:
<https://koskolong.co.za>